

3 & 4 Digit

New York's Best Bi-Weekly Numbers Guide

JUNE 18, 2008

\$3.50

LOTTO STATS

A SIMPLE System to WIN the
New York Numbers Games!

**#2 For
May!**

Red gave YOU another \$2,500 payday
with a **STRAIGHT HIT** on 2691!

The only Double 7
Combo in Win-4 that
includes Rear Pair "03"

7703

Hasn't hit Straight in
over 10,193 drawings!
(since 11/30/86!)

© Copyright 2008 Lotto Hotline, Inc. \$3.50



INSIDE - a new twist to Vince Conti's

"Repeat, 1 Skip & 2 Skip"
System for Take-5 — PLUS
The Straight Hit List for the
Evening 3 Digit Drawings

**FREE
MEGA!**

Join our "Monster Wheel" Super Club and get
up to 1,383 FREE games of Mega Millions!

Limited time offer. Sign-up Today! Complete Details - Pg. 32

PAST WINNING NUMBERS

3 DIGIT AND WIN-4

4/28/08 THRU 6/18/08

Did You Know ...

In the 3 Digit Game, in 2008, we never went more than **3 Evening Drawings** without a **No-Match Combo** (158, 316, etc.) being drawn; never more than **18 Evening Drawings** without a **Double Digit Combo** (227; 121, etc.); never more than **47 Evening Drawings** without a **Consecutive Digit Combo** (120, 312, etc.); never more than **119 Evening Drawings** without a **Triple Digit Combo** (777, 666); never more than **27 Evening Drawings** without an **All Even Digit Combo** (024, 820, etc.) *and* never more than **40 Evening Drawings** without an **All Odd Digit Combo** (953, 179, etc.) being drawn, in an **Evening Drawing**. It's now **119 Evening Drawings** since the last **Triple Digit Combo** hit in an **Evening Drawing** (444 - 2/8/08). Our **Best Bets** are **777, 666 and 555**, which haven't hit in *over* **1,600 Evening Drawings!**

Date	3 Digit	Sum	Win-4	Sum
4/28	543	12	4675	22
4/28	812	11	5049	18
4/29	586	19	0614	11
4/29	505	10	0277	16
4/30	791	17	1219	13
4/30	520	07	0120	03
5/01	506	11	7531	16
5/01	388	19	5311	10
5/02	877	22	7486	25
5/02	758	20	2062	10
5/03	545	14	9069	24
5/03	749	20	0057	12
5/04	640	10	4610	11
5/04	477	18	3788	26
5/05	098	17	6492	21
5/05	411	06	2458	19
5/06	387	18	9385	25
5/06	527	14	1069	16
5/07	862	16	3559	22
5/07	485	17	4333	13
5/08	929	20	1145	11
5/08	276	15	0519	15
5/09	090	09	8480	20
5/09	167	14	3815	17
5/10	872	17	8989	34
5/10	587	20	1696	22
5/11	313	07	2249	17
5/11	313	07	0934	16
5/12	795	21	1247	14
5/12	525	12	3698	26
5/13	062	08	7575	24
5/13	347	14	5690	20
5/14	925	16	2548	19
5/14	537	15	0486	18
5/15	934	16	5713	16
5/15	576	18	0931	13
5/16	898	25	1854	18
5/16	048	12	2729	20
5/17	063	09	3522	12
5/17	244	10	1716	15
5/18	377	17	1702	10
5/18	825	15	6860	20
5/19	719	17	0741	12
5/19	800	08	8114	14
5/20	243	09	4910	14
5/20	204	06	1569	21

Date	3 Digit	Sum	Win-4	Sum
5/21	770	14	0584	17
5/21	519	15	2120	05
5/22	841	13	7690	22
5/22	904	13	2691	18
5/23	838	19	6590	20
5/23	654	15	8562	21
5/24	827	17	2006	08
5/24	782	17	9646	21
5/25	600	06	5172	15
5/25	756	18	4366	19
5/26	236	11	4453	16
5/26	803	11	0852	15
5/27	904	13	8904	21
5/27	307	10	3944	20
5/28	918	18	8799	33
5/28	306	09	3622	13
5/29	463	13	8792	26
5/29	361	10	9858	30
5/30	779	23	7245	18
5/30	132	06	1293	15
5/31	072	09	0350	08
5/31	369	18	0654	15
6/01	188	17	8715	21
6/01	160	07	3986	26
6/02				
6/02				
6/03				
6/03				
6/04				

Date	3 Digit	Sum	Win-4	Sum
6/04				
6/05				
6/05				
6/06				
6/06				
6/07				
6/07				
6/08				
6/08				
6/09				
6/09				
6/10				
6/10				
6/11				
6/11				
6/12				
6/12				
6/13				
6/13				
6/14				
6/14				
6/15				
6/15				
6/16				
6/16				
6/17				
6/17				
6/18				
6/18				



Libous & Associates, PLLC

271 East 233rd Street

Bronx, NY 10470

PHONE: (718) 324-3201

FAX: (718) 324-3203

EMAIL: info@libouslaw.com

Call TODAY for a FREE consultation!

We Specialize in Appeals

- *Criminal Law*
- *Mesothelioma*
- *Family Law*
- *Real Estate Law*
- *Entertainment Law*
- *Wills*

We also provide legal services to clients starting a new business.

We accept Visa, Mastercard & Discover

NUMBERS WEEK IN REVIEW

Where are the **Double 2's**? Should I continue to play them? Those are two of the most frequently asked questions around here lately. We'll answer those questions after we take care of some business. First, we want to congratulate **Red** ("Red's Hot Picks" - pg 9). **Red** came through with his **2nd Straight Hit in Win-4** for the month of **May**, on **5/22/08**, when **2691** was drawn. **Red** also had **463 Straight** on **5/29/08** and a couple of **Boxed Hits**, for a combined total of more than **\$3,600.00** - in just eleven days (5/22 thru 6/1)! **Red** wasn't alone. **Dan Crispell** (pg. 13), **Vince Conti** (pg. 17) and our own **Best Bets** (pg. 19) all had multiple hits, last period. See their individual columns for complete details and their latest picks. In other news, we received many calls over the past few months regarding **Vince Conti's "Repeat, One Skip, Two Skip" system** for **Take-5**. **Vince** introduced us to that system in a few **Guest Columns** he wrote for us toward the end of **2007**, early **2008**, in *both* **Lotto News** and **Lotto Stats**. We're happy to report, effective immediately, **Vince** will cover the "Evening Edition" for the **3 and 4 Digit Games** and his "Repeat, One Skip, Two Skip" system" for **Take-5**, on an alternating basis, each week, exclusively in this magazine, on **page 17**. In this issue, **Vince** has a new and rather interesting twist to his "Repeat, One Skip, Two Skip" system" for **Take-5**. In our next issue, **Vince** will update the **Evening Edition** for the **3 and 4 Digit Games**. See **Vince** on **page 17** for complete details. Lastly, enrollment for our semi-annual **\$100 Million Dollar "Monster Wheel" Mega Millions Super Club** is now underway! Membership is **FREE** with your paid subscription to either the **Print or Online Issues of Lotto News and/or Lotto Stats!** It's a limited time offer. See our subscription coupon on **page 32** or call us at **(845) 225-0336**. Now, let's take a look at some of the best numbers to play for the next two weeks.

In the **3 Digit Game**, the **Double 2's** haven't been drawn since **1/23/08**. That's was **260 drawings ago** at press time! That broke the previous record for the **Double 2's** set back in **1993**, which was **249 drawings** without being drawn, when we went from **7/20/92** to **3/28/93** without seeing the **Double 2's**. Where are the **Double 2's**? We can't answer that *but* there are a few things we can tell you. We researched our files and came up with a few eerily similar stats from just a couple of years ago - stats that just might help us recoup some of our money. Here's the deal. The longest *any* **Double Digit Number** has ever gone without being drawn in the **3 Digit Game**, since the game began over **27 years ago** (in **1980**), is **275 drawings!** That record was set by the **Double 6's** when they went from **1/13/06** to **5/31/06** without being drawn. Take a close look at those two dates. Now, let's compare them to the current situation with the **Double 2's**. The **Double 6's** were drawn for the first time, in **2006**, on **1/13**. The **Double 2's** were drawn for the first time, in **2008**, on **1/23**. That's a ten day difference. In **2006**, the **Double 6's** were finally drawn on **5/31/06**, after going **275 drawings** without a hit. Again, that's the longest *any* **Double Digit Number** has ever gone without being drawn. It's **6/1/08**, as we go to press. Taking those stats to the next logical conclusion, we can reasonably expect the **Double 2's** to be drawn, at least once, by **6/10/08**. There's more. After that long overdue hit, the **Double 6's** went on to be drawn another ten times, in **2006!** They hit *at least* once, and as many as three times, each month, every month, for the rest of the year, with the exception of **November 2006**, ending **2006**, with twelve hits. We can reasonably expect the same thing to happen with the **Double 2's**, in **2008**, once they finally hit. Here's another interesting stat. No **Double Digit** has ever been drawn fewer than eleven times, in *any* given year, since we switched to two drawings a day, back on **12/2/01**. So far, the **Double 2's** have hit only once, in **2008**. That leaves us with ten hits to look forward to, *at least*, within the next seven months. Continue to play them. Back up the **Double 2's** with the **Double 6's**, which were out **119 drawings** as we went to press. Also, be sure to include **No-Match Combo 290**, whenever you play. It's our computer's top **No-Match** pick. Add in a few **Consecutives** and you've got the best mix of numbers out there.

In the **Win-4 Game**, the **Double 7's** (out 65 drawings) and the **Double 3's** (out 78 drawings) are our **Best Bets**. In addition to our **Best Bets** on **page 19**, you might want to include **7703** which we highlight on our **Front Page**. It's the only **Double 7** combo that includes "03" as a **Rear Pair**. Keep in mind, "03" hasn't been drawn as a **Rear Pair** in **Win-4** in over **946 drawings**. There are six **Double 3** combos that include "03" as a **Rear Pair** that have **Never Been Drawn Straight**, **2303, 3103, 3603, 3903, 4303 and 8303**. All of our **Best Bets** for the next 2 weeks are listed on **page 19**. Good Luck.

LET'S TAKE A CLOSER LOOK

IN THE 3 DIGIT GAME ... The **Digit 5** hasn't hit in the 1st position (**5xx**) in 22 drawings! The **Digit 6** hasn't hit in the 1st position (**6xx**) in 15 drawings! The **Digit 9** hasn't hit in the 2nd position (**x9x**) in 33 drawings! The **Digit 4** hasn't hit in the 2nd position (**x4x**) in 21 drawings! The **Digit 5** hasn't hit in the 3rd position (**xx5**) in 28 drawings! The **Digit 4** hasn't hit in the 3rd position (**xx4**) in 11 drawings! **Other Interesting Facts: ...** The **Digit 5** has been drawn only 4 times in the last 30 drawings; only 7 times in the last 40 drawings! The **Digit 0**, on the other hand, has been drawn 13 times, in the last 30 drawings and 16 times in the last 40 drawings! The **Digit 7** has been drawn 12 times in the last 30 drawings and 15 times in the last 40 drawings! The **Digit 3** has also been drawn 15 times, in the last 40 drawings! The **Digit 5** hasn't been drawn in any position, in the last 14 drawings (thru **6/1/08**)!

IN THE WIN-4 GAME ... The **Digit 6** hasn't hit in the 1st position (**6xxx**) in the last 19 drawings! The **Digit 2** hasn't hit in the 1st position (**2xxx**) in the last 17 drawings! The **Digit 5** hasn't hit in the 2nd position (**x5xx**) in the last 18 drawings! The **Digit 0** hasn't hit in the 2nd position (**x0xx**) in the last 17 drawings! The **Digit 3** hasn't hit in the 3rd position (**xx3x**) in the last 34 drawings! The **Digit 7** hasn't hit in the 3rd position (**xx7x**) in the last 15 drawings! The **Digit 7** hasn't hit in the 4th position (**xxx7**) in the last 41 drawings! The **Digit 1** hasn't hit in the 4th position (**xxx1**) in the last 20 drawings! **Other Interesting Facts ...** The **Digit 3** has been drawn only 7 times; the **Digit 7**, only 8 times, in the last 30 drawings! The **Digit 3** and the **Digit 7**, have each been drawn only 10 times in the last 40 drawings! The **Digit 0** and the **Digit 6**, have each been drawn 15 times in the last 30 drawings! The **Digit 0**, the **Digit 2** and the **Digit 6**, have each been drawn 18 times in the last 40 drawings! The **Digit 5** has been drawn 19 times, in the last 40 drawings! The **Digit 3** has never gone more than 60 drawings without being drawn in the 3rd position (**xx3x**)! The **Digit 7** has never gone more than 66 drawings without being drawn in the 4th position (**xxx7**)!

NUMBERS DRAWN ON THIS DAY IN...

Date	2007		2006	
	3 Digit	Win-4	3 Digit	Win-4
6/05	786	8101	146	2178
6/05	251	0621	580	2360
6/06	999	3918	124	7722
6/06	229	5080	771	4922
6/07	603	9156	657	8035
6/07	805	3752	398	4943
6/08	977	2308	285	4892
6/08	105	3082	233	7154
6/09	451	8613	943	9140
6/09	244	1812	194	2037
6/10	751	8000	582	3862
6/10	794	0337	610	8285
6/11	129	3104	376	9819
6/11	802	0133	489	7816
6/12	337	2667	893	3621
6/12	440	8468	952	8282
6/13	575	9989	611	8441
6/13	675	9846	760	6153
6/14	592	8669	949	3522
6/14	681	0637	784	5159
6/15	343	2792	444	3338
6/15	531	6606	123	4589
6/16	340	5264	356	6343
6/16	935	3677	514	2282
6/17	268	9639	303	7406
6/17	586	5247	362	4641
6/18	583	4481	210	8637
6/18	881	7885	051	8183

LOOKING BACK AT THE DAILY NUMBERS GAMES

It's often been said that you can "see" the future by looking at the past. At Lotto Stats, we've been doing exactly that, with great success, for the past 27 years in Lotto and in the Daily Numbers Games. What follows is a detailed analysis of the actual numbers drawn in the Daily 3 Digit and Win-4 Games going back from 1 to 10 years. The more information you have in front of you, the better your chances of winning when playing the Daily Numbers Games. The information that follows has been compiled from the actual results of 3 Digit and Win-4 drawings for the specified period of time.

PAST DOUBLE DIGIT HITS (BY DIGIT) 4/1/07 - 6/1/08 3 DIGIT GAME

DOUBLE 1's	DOUBLE 2's	DOUBLE 3's	DOUBLE 4's	DOUBLE 5's
4/03/07 -----115	4/04/07 -----322	4/15/07 -----338	4/06/07 -----344	4/01/07 -----565
4/14/07 -----118	5/08/07 -----220	4/20/07 -----733	4/16/07 -----448	4/09/07 -----551
4/18/07 -----131	5/15/07 -----242	6/12/07 -----337	5/13/07 -----474	5/21/07 -----505
4/30/07 -----211	6/04/07 -----292	6/15/07 -----343	5/14/07 -----434	6/03/07 -----255
5/18/07 -----131	6/06/07 -----229	6/19/07 -----533	6/09/07 -----244	6/13/07 -----575
6/02/07 -----115	6/25/07 -----262	7/11/07 -----633	6/12/07 -----440	7/10/07 -----552
6/19/07 -----211	7/29/07 -----522	7/25/07 -----733	6/24/07 -----344	8/01/07 -----355
7/30/07 -----141	8/28/07 -----822	8/14/07 -----433	7/06/07 -----484	8/22/07 -----655
8/06/07 -----211	8/29/07 -----322	10/12/07 -----330	7/31/07 -----442	9/11/07 -----855
8/14/07 -----119	9/09/07 -----223	10/16/07 -----338	8/12/07 -----446	10/17/07 -----515
8/15/07 -----121	12/22/07 -----522	11/19/07 -----334	8/27/07 -----441	10/26/07 -----055
8/25/07 -----116	12/23/07 -----022	11/21/07 -----337	8/31/07 -----944	12/27/07 -----558
8/31/07 -----511	1/23/08 -----221	11/30/07 -----133	9/01/07 -----414	2/11/08 -----505
10/03/07 -----141		1/04/08 -----233	9/02/07 -----424	2/14/08 -----558
10/11/07 -----113		1/10/08 -----338	9/18/07 -----544	3/12/08 -----855
10/31/07 -----611		1/19/08 -----353	10/19/07 -----434	4/14/08 -----505
11/03/07 -----161		1/19/08 -----433	11/27/07 -----449	4/29/08 -----505
12/10/07 -----131		3/07/08 -----323	12/15/07 -----464	5/03/08 -----545
1/08/08 -----011		3/15/08 -----332	1/16/08 -----443	5/12/08 -----525
1/30/08 -----171		4/09/08 -----303	3/05/08 -----424	
3/09/08 -----811		4/13/08 -----330	3/25/08 -----544	
3/24/08 -----110		5/11/08 -----313	4/02/08 -----447	
3/31/08 -----117		5/11/08 -----313	4/24/08 -----044	
4/14/08 -----101			4/25/08 -----434	
5/05/08 -----411			5/17/08 -----244	
DOUBLE 6's	DOUBLE 7's	DOUBLE 8's	DOUBLE 9's	DOUBLE 0's
4/05/07 -----166	4/28/07 -----757	4/13/07 -----848	4/22/07 -----909	4/11/07 -----007
4/21/07 -----566	5/29/07 -----727	4/29/07 -----488	5/23/07 -----929	5/11/07 -----050
5/03/07 -----656	6/08/07 -----977	5/02/07 -----988	7/01/07 -----997	7/26/07 -----003
7/08/07 -----366	6/22/07 -----717	6/18/07 -----881	7/22/07 -----996	8/17/07 -----009
7/09/07 -----366	6/27/07 -----277	7/03/07 -----889	7/28/07 -----979	8/30/07 -----400
8/16/07 -----669	7/18/07 -----377	8/06/07 -----889	8/09/07 -----929	10/04/07 -----050
8/17/07 -----669	7/31/07 -----779	8/15/07 -----828	8/13/07 -----996	11/02/07 -----002
8/26/07 -----664	8/08/07 -----757	8/16/07 -----881	10/30/07 -----969	12/27/07 -----060
8/26/07 -----626	9/06/07 -----773	8/25/07 -----838	11/22/07 -----919	1/20/08 -----600
9/17/07 -----663	9/14/07 -----797	8/30/07 -----878	11/27/07 -----599	2/14/08 -----100
12/21/07 -----636	9/30/07 -----767	9/08/07 -----880	3/02/08 -----996	2/29/08 -----600
1/03/08 -----662	10/12/07 -----774	10/14/07 -----808	4/13/08 -----699	5/09/08 -----090
1/15/08 -----266	11/07/07 -----677	10/17/07 -----898	4/15/08 -----994	5/19/08 -----800
2/28/08 -----616	11/26/07 -----771	10/30/07 -----887	4/20/08 -----994	5/25/08 -----600
3/03/08 -----669	12/19/07 -----177	11/12/07 -----588	4/24/08 -----996	
3/11/08 -----662	1/07/08 -----727	2/29/08 -----188	5/08/08 -----929	
3/18/08 -----606	1/27/08 -----767	2/05/08 -----773		
3/27/08 -----626	2/08/08 -----770	2/09/08 -----770		
4/03/08 -----966	2/17/08 -----717	2/17/08 -----717		
	3/04/08 -----767	3/04/08 -----767		
	3/04/08 -----772	3/04/08 -----772		
	3/06/08 -----757	3/06/08 -----757		
	3/08/08 -----477	3/08/08 -----477		
	3/19/08 -----737	3/19/08 -----737		
	3/22/08 -----776	3/22/08 -----776		
	3/25/08 -----775	3/25/08 -----775		
	3/28/08 -----767	3/28/08 -----767		
	3/30/08 -----717	3/30/08 -----717		
	3/30/08 -----677	3/30/08 -----677		
	4/26/08 -----757	4/26/08 -----757		
	5/02/08 -----877	5/02/08 -----877		
	5/04/08 -----477	5/04/08 -----477		
	5/18/08 -----377	5/18/08 -----377		
	5/21/08 -----770	5/21/08 -----770		
	5/30/08 -----779	5/30/08 -----779		

DOUBLE DIGIT HITS (BY MONTH)

8/1/07 - 6/1/08 3 DIGIT GAME

<u>August '07</u>		<u>August '07</u>		<u>August '07</u>		<u>September '07</u>		<u>October '07</u>	
8/01/07-----355	8/16/07-----669	8/30/07-----878	9/01/07-----414	10/03/07-----141					
8/06/07-----889	8/17/07-----669	8/31/07-----511	9/02/07-----424	10/04/07-----050					
8/06/07-----211	8/17/07-----009	8/31/07-----944	9/06/07-----773	10/11/07-----113					
8/08/07-----757	8/22/07-----655		9/08/07-----880	10/12/07-----330					
8/09/07-----929	8/25/07-----116		9/09/07-----223	10/12/07-----774					
8/12/07-----446	8/25/07-----838		9/11/07-----855	10/14/07-----808					
8/13/07-----996	8/26/07-----664		9/14/07-----797	10/16/07-----338					
8/14/07-----119	8/26/07-----626		9/17/07-----663	10/17/07-----515					
8/14/07-----433	8/27/07-----441		9/18/07-----544	10/17/07-----898					
8/15/07-----121	8/28/07-----822		9/30/07-----767	10/19/07-----434					
8/15/07-----828	8/29/07-----322			10/26/07-----055					
8/16/07-----881	8/30/07-----400			10/30/07-----887					
				10/30/07-----969					
				10/31/07-----611					
<u>November '07</u>		<u>December '07</u>		<u>January '08</u>		<u>February '08</u>		<u>March '08</u>	
11/02/07-----002	12/10/07-----131	1/03/08-----662	2/05/08-----773	3/02/08-----996					
11/03/07-----161	12/15/07-----464	1/04/08-----233	2/09/08-----770	3/03/08-----669					
11/07/07-----677	12/19/07-----177	1/07/08-----727	2/11/08-----505	3/04/08-----767					
11/12/07-----588	12/21/07-----636	1/08/08-----011	2/14/08-----100	3/04/08-----772					
11/19/07-----334	12/22/07-----522	1/10/08-----338	2/14/08-----558	3/05/08-----424					
11/21/07-----337	12/23/07-----022	1/15/08-----266	2/17/08-----717	3/06/08-----757					
11/22/07-----919	12/27/07-----558	1/16/08-----443	2/28/08-----616	3/07/08-----323					
11/26/07-----771	12/27/07-----060	1/19/08-----353	2/29/08-----188	3/08/08-----477					
11/27/07-----449		1/19/08-----433	2/29/08-----600	3/09/08-----811					
11/27/07-----599		1/20/08-----600		3/11/08-----881					
11/30/07-----133		1/23/08-----221		3/11/08-----662					
		1/27/08-----767		3/12/08-----855					
		1/28/08-----277		3/15/08-----332					
		1/30/08-----171		3/18/08-----606					
				3/19/08-----737					
				3/22/08-----776					
				3/24/08-----110					
<u>March '08</u>		<u>April '08</u>		<u>May '08</u>		<u>May '08</u>		<u>June '08</u>	
3/25/08-----544	4/02/08-----447	5/01/08-----388	5/19/08-----800	6/01/08-----188					
3/25/08-----775	4/03/08-----966	5/02/08-----877	5/21/08-----770						
3/27/08-----626	4/09/08-----303	5/03/08-----545	5/23/08-----838						
3/28/08-----767	4/13/08-----330	5/04/08-----477	5/25/08-----600						
3/30/08-----717	4/13/08-----699	5/05/08-----411	5/30/08-----779						
3/30/08-----677	4/14/08-----505	5/08/08-----929							
3/31/08-----117	4/14/08-----101	5/09/08-----090							
	4/15/08-----994	5/11/08-----313							
	4/20/08-----994	5/11/08-----313							
	4/24/08-----996	5/12/08-----525							
	4/24/08-----044	5/16/08-----898							
	4/25/08-----434	5/17/08-----244							
	4/26/08-----757	5/18/08-----377							
	4/29/08-----505								

When reviewing the data contained in the above chart, keep in mind that the EXPECTED HIT RATE for Double Digit Numbers in the Daily 3 Digit Game is approximately 3 HITS EVERY 10 DRAWINGS or about 3 HITS EVERY 5 TO 6 DAYS (with two drawings each day). How do we know this? Here's the breakdown. There are only 270 possible Double Digit Number combinations out of the 1000 possible 3 digit number combinations in the 3 Digit Game. Do the math and that breaks down to 27 out of 100 or 27%, which means, we will see Double Digit Numbers drawn, about 27% of the time. With two drawings each day, 27% of the time means an average of 16 Double Digit Numbers should be drawn, in any 30 day month. ($27\% \times 60 = 16.20$).

Below, we have listed six of the Double Digit Numbers (DDN's) that are "Out The Longest" STRAIGHT and/or BOXED. That is, six timely DDN's that haven't been drawn in for the longest period of time. Remember, a 50¢ "combo" bet on any DDN, guarantees a STRAIGHT HIT PAYOUT if the numbers played are drawn in any order!

DOUBLE DIGIT NUMBERS		
OUT THE LONGEST		(BOXED)
227	224	229
10/6/06	5/15/07	6/6/07

DOUBLE DIGIT NUMBERS		
OUT THE LONGEST		(STRAIGHT)
686	660	066
12/11/95	7/22/03	7/30/03

Now that you are aware of these facts, you can use them to help you cash in when placing your bets. If there were considerably fewer than 16 Double Digit Numbers drawn in any given month - more often than not, the following month will be an average or better than average month for the Double Digits. A quick look back at the actual results from 2007, on the preceding page, will verify that.

CONSECUTIVE DIGIT NUMBERS (3 DIGIT GAME)

The **EXPECTED HIT RATE (EHR)** for Consecutive Digit Numbers (CDN's) in the **Daily 3 Digit Game** is **1 HIT EVERY 16 DRAWINGS** *or* **1 HIT EVERY 8 DAYS** (with two drawings each day). Let's do the math. There are only 10 possible CDN combinations in the **3 Digit Game**. They are: 012, 123, 234, 345, 456, 567, 678, 789, 890, and 901. Each one of those number combinations, however, can be drawn 6 different ways. For example, the combination 012 can also be drawn as 021, 201, 210, 102, and 120. That means there are a total of 60 CDN combinations possible out of the 1000 possible number combinations in the **3 Digit Game**. 60 out of 1000 breaks down to 6 out of 100 or 6%. That tells us, we can expect to see CDN's drawn in the **3 Digit Game**, an average of 6% of the time, or once every 16 drawings (once every 8 days with two drawings each day)!

Looking at past results, **178 CDN's** were actually drawn during the **2,794 drawings** held throughout the 3 1/2 year period beginning **8/1/04** thru **6/1/08**. That averages out to **1 CDN every 16 drawings** - the exact number that should have been drawn according to the **EHR**, with two drawings each day. It's interesting to note, **90** of those **178 CDN's** (**51%**) were drawn in **Midday Drawings** while the other **88 CDN's** (**49%**) were drawn in **Evening Drawings**. Mathematically, in a completely random environment, **50%** of the total CDN's drawn should be drawn in a **Midday Drawing** while the other **50%** should hit in an **Evening Drawing**. Bottom line, the **Expected Hit Rate** will always mirror the **Actual Hit Rate** in *any* legitimate game of chance. That said, we'll probably see a few more **Consecutive Digit Numbers** drawn in **Evening Drawings** throughout **2008**, than in **Midday Drawings**. Remember, **it all evens out**. **Every CDN** drawn from **8/1/04** to **6/1/08**, is listed below.

CONSECUTIVE DIGIT HITS 8/1/04 — 6/1/08

8/01/04 -----980	6/11/05 -----321	4/20/06 -----768	1/21/07 -----021	10/07/07 -----980
8/03/04 -----345	6/12/05 -----190	4/21/06 -----201	1/27/07 -----324	10/07/07 -----910
8/15/04 -----190	6/30/05 -----786	5/13/06 -----213	2/03/07 -----102	10/13/07 -----432
8/31/04 -----786	7/04/05 -----768	5/16/06 -----190	2/15/07 -----654	10/25/07 -----768
9/12/04 -----021	7/22/05 -----980	5/22/06 -----098	2/19/07 -----576	11/05/07 -----576
9/14/04 -----765	8/03/05 -----213	5/25/06 -----456	2/25/07 -----567	11/12/07 -----567
9/15/04 -----543	8/07/05 -----435	5/31/06 -----645	3/04/07 -----123	11/15/07 -----102
9/22/04 -----987	8/16/05 -----798	6/07/06 -----657	3/07/07 -----021	11/17/07 -----213
9/30/04 -----210	8/16/05 -----234	6/15/06 -----123	3/11/07 -----789	11/19/07 -----435
10/03/04 -----675	8/31/05 -----243	6/18/06 -----210	3/21/07 -----345	11/28/07 -----576
10/11/04 -----091	9/06/05 -----102	7/09/06 -----564	3/22/07 -----809	12/30/07 -----890
10/14/04 -----809	9/12/05 -----089	7/29/06 -----432	3/29/07 -----435	12/30/07 -----910
11/04/04 -----756	9/25/05 -----109	8/11/06 -----879	4/11/07 -----567	1/07/08 -----546
11/06/04 -----546	9/27/05 -----543	8/12/06 -----089	4/14/07 -----765	1/18/08 -----798
11/13/04 -----543	9/28/05 -----354	8/14/06 -----879	4/15/07 -----910	1/24/08 -----654
11/13/04 -----546	10/16/05 -----345	9/04/06 -----980	4/19/07 -----210	2/1/08 -----465
11/21/04 -----867	10/27/05 -----201	9/09/06 -----543	4/19/07 -----102	2/09/08 -----102
11/27/04 -----021	11/02/05 -----019	9/14/06 -----123	4/25/07 -----980	2/21/08 -----354
11/29/04 -----019	11/11/05 -----132	9/17/06 -----654	4/29/07 -----423	3/23/08 -----678
12/06/04 -----453	11/22/05 -----798	9/20/06 -----465	5/06/07 -----809	3/24/08 -----231
12/07/04 -----768	12/11/05 -----231	9/21/06 -----564	5/17/07 -----234	3/28/08 -----089
12/09/04 -----980	12/16/05 -----867	9/25/06 -----879	5/19/07 -----243	4/01/08 -----190
12/15/04 -----657	12/24/05 -----213	9/25/06 -----089	5/24/07 -----453	4/21/08 -----324
12/18/04 -----423	1/10/06 -----756	10/12/06 -----012	5/25/07 -----765	4/28/08 -----543
1/02/05 -----432	1/27/06 -----657	10/27/06 -----190	6/03/07 -----342	5/05/08 -----098
1/05/05 -----342	1/31/06 -----321	11/07/06 -----564	6/05/07 -----786	5/15/08 -----576
1/19/05 -----120	2/08/06 -----789	11/08/06 -----867	6/13/07 -----675	5/20/08 -----243
1/20/05 -----312	2/11/06 -----765	11/10/06 -----675	7/12/07 -----910	5/23/08 -----654
1/22/05 -----786	2/12/06 -----534	11/16/06 -----978	7/20/07 -----798	5/25/08 -----756
2/08/05 -----109	2/13/06 -----567	11/21/06 -----654	7/24/07 -----324	5/30/08 -----132
2/14/05 -----120	2/28/06 -----321	11/30/06 -----465	8/01/07 -----789	
2/26/05 -----901	3/22/06 -----765	12/05/06 -----687	8/02/07 -----432	
3/12/05 -----980	3/25/06 -----534	12/17/06 -----324	8/04/07 -----190	
3/29/05 -----021	3/29/06 -----231	12/18/06 -----342	8/11/07 -----867	
5/02/05 -----768	4/05/06 -----456	12/27/06 -----890	9/10/07 -----123	
5/07/05 -----987	4/09/06 -----435	1/13/07 -----098	9/15/07 -----423	
6/10/05 -----978	4/20/06 -----098	1/19/07 -----678	9/25/07 -----879	

CONSECUTIVE DIGIT NUMBERS		
OUT THE LONGEST		(STRAIGHT)
876	897	908
7/29/03	4/7/04	6/16/04

CONSECUTIVE DIGIT NUMBERS		
OUT THE LONGEST		(BOXED)
789	012	678
1/18/08	2/9/08	3/23/08

Again, with an **Expected Hit Rate (EHR)** of **1 Hit every 16 drawings**, approximately **45 CDN's** should be drawn in **2008** (since we now have two drawings each day). Half of those **45 CDN's** should be drawn in **Mid-day Drawings** while the other half should be drawn in **Evening Drawings!** Unfortunately, this is not a perfect science. We, therefore, recommend that you play your numbers in *both* the **Midday and Evening Drawings** to maximize the odds advantage you will realize by reviewing past data before placing your bets!

TRIPLE DIGIT NUMBERS 3 DIGIT GAME

Triple Digit Numbers are drawn less frequently than any other type of number in the 3 Digit Game, and for good reason — there are only 10 possible Triple Digit Number combinations out of the 1000 possible number combinations in the 3 Digit game. What's more, each of the 10 can only be drawn one way. The math on this one is easy. 10 out of 1000 breaks down to 1 out of 100.

Therefore, the **EXPECTED HIT RATE** for **Triple Digit Numbers** in the **3 Digit Game** is **1 Hit EVERY 100 Drawings** *or* **1 Hit EVERY 50 Days** with two drawings each day (approximately 7 hits each year).

The **10** possible **Triple Digit Number** combinations are: **111, 222, 333, 444, 555, 666, 777, 888, 999 and 000**. Below is a listing of all the **Triple Digit Numbers** drawn, since **1/1/01**.

NOTE: No TDN's were drawn from **1/1/01** thru **5/14/01**.



TRIPLE DIGIT NUMBER HITS 3 DIGIT GAME (1/1/01 - 6/1/08)

5/15/01 -----777	8/26/02 -----222	3/09/04 -----333	8/12/05 -----333	12/02/06 -----999
6/13/01 -----444	9/24/02 -----222	3/11/04 -----222	8/22/05 -----333	1/07/07 -----222
6/24/01 -----333	11/14/02 -----222	4/09/04 -----222	9/18/05 -----000	1/11/07 -----999
6/29/01 -----999	2/05/03 -----333	4/12/04 -----888	11/04/05 -----999	2/12/07 -----222
8/28/01 -----111	2/06/03 -----444	4/18/04 -----777	12/02/05 -----666	2/26/07 -----888
9/27/01 -----444	2/25/03 -----111	5/06/04 -----000	12/21/05 -----000	3/02/07 -----000
10/23/01 -----777	5/26/03 -----333	5/13/04 -----555	1/03/06 -----444	6/06/07 -----999
12/07/01 -----222	7/11/03 -----000	6/27/04 -----555	1/23/06 -----333	9/05/07 -----333
12/09/01 -----999	9/06/03 -----666	9/27/04 -----666	2/03/06 -----222	11/24/07 -----111
1/06/02 -----444	10/13/03 -----555	11/24/04 -----333	5/05/06 -----111	12/06/07 -----000
1/11/02 -----888	11/22/03 -----555	12/19/04 -----111	6/15/06 -----444	12/20/07 -----999
1/17/02 -----000	12/08/03 -----777	2/11/05 -----444	7/03/06 -----999	1/05/08 -----222
3/25/02 -----000	2/05/04 -----999	4/01/05 -----888	7/28/06 -----222	2/3/08 -----888
7/13/02 -----111	2/09/04 -----444	7/06/05 -----999	11/02/06 -----555	2/8/08 -----444
8/26/02 -----666	3/08/04 -----555	7/11/05 -----999	11/16/06 -----888	

Every **TDN** drawn in the last 7 years is listed in the chart above. As the chart shows, a total of **9 TDN's** were drawn, in **2001**. That was the first time we had more than **7 TDN's** drawn in *any* one year (with one drawing each day), since **1992**, when **8 TDN's** hit. As the above chart shows, **9 TDN's** were actually drawn in **2002 and 2003**, respectively. The accelerated trend continued right into **2004** when **14 TDN's** were drawn. **TDN's** were also drawn at a much higher than expected rate throughout **2005**, with a total of **10 TDN's** being drawn. Another **10 TDN's** were drawn in both **2006!**

With two drawings each day *and* an **Expected Hit Rate** of **1 TDN** every 100 drawings (every 50 days), approximately **7 TDN's** should be drawn in *any* given year. As a result, we expected to see fewer than **7 Triple Digit Numbers** drawn, in **2007** — but it didn't work out that way. Against all odds, ten **TDN's** were drawn in **2007**. That's three more than the number of **TDN's** we should normally see drawn for an entire year! Odds are, we will see a below average number of **TDN's** hit, in **2008**. The **3rd TDN** for **2008** was drawn back on **2/8/08 (444)**. That was 229 drawings ago at press time (**6/1/08**). All stats considered, we recommend that you **CONTINUE PLAYING** a few **TDN's** everyday, until the next **TDN** hits.

TRIPLE DIGIT NUMBERS		
OUT THE LONGEST (EVENING DRAWINGS)		
666	555	777
9/6/03	11/22/03	12/8/03

TRIPLE DIGIT NUMBERS		
OUT THE LONGEST (ALL DRAWINGS)		
777	666	111
4/18/04	12/2/05	5/5/06

IT ALL EVENS OUT...

YEAR	DOUBLES	TRIPLES	CONSECS
1998	91	3	26
1999	110	6	22
2000	101	4	21
2001	103	11	24
2002	215	9	45
2003	177	9	42
2004	208	14	54
2005	205	10	36
2006	194	10	49
2007	179	10	51
TOTALS	1,583	86	370

YEAR	DOUBLES	TRIPLES	CONSECS
2008	80	3	18
ODDS	1 in 4	1 in 100	1 in 16
LAST HIT	6/1/08	2/8/08	5/30/08
DATE DUE	16 monthly	3/29/08	6/7/08

The charts above show the number of times each type of number has been drawn in the **3 Digit Game**, each year, since 1998, along with the odds of hitting each type of number.

For example, take a look at **Consecutive Digit Numbers**. The Expected Hit Rate (EHR) for **Consecutive Digit Numbers** is **1 hit every 16 drawings**. With a total of **304 drawings** held in **2008** (thru **6/1/08**), **19 Consecutive Digit Numbers** should have already been drawn. As the above chart shows, **18 Consecutive Digit Numbers** have actually been drawn thru **6/1/08**.

Considering the above, with two drawings each day, we can reasonably expect an average of **15 to 16 DDN's** and an average of **3 to 4 CDN's** to be drawn, each and every month. **Triple Digit Numbers** (TDN's) should be drawn at an average rate of once every two months. Those are two things you should keep in mind, whenever you play.

Note: This publication is designed to be of help in picking a winning set of Lotto numbers, Take-5 numbers, Mega Millions numbers, Pick-10 numbers and 3 or 4-Digit numbers for the New York State lottery games, and is based on actual historical data. All the data and tables are correct to the best of our knowledge; however, Lotto Stats does not guarantee the absence of any error, nor do we guarantee that any number selections will win. Lotto Stats is for comparison sake only, and is not intended to promote gambling.

Lotto Stats is not affiliated with any state lotteries, nor the states themselves, nor any of the lotteries' contracting firms.

Lotto Stats reports on legal, state-operated lotteries in the United States and around the world, and carries news and articles of interest to the participants in said lotteries.

All unsolicited correspondence sent by mail or electronically to Lotto Stats shall become the property of Lotto Stats. We will endeavor to use this correspondence

in a constructive manner, but will not be responsible for its safe return, nor for protecting its contents without previous written agreement with the sender.

All advertisements are accepted and published on the representation that the advertiser and/or agency are properly authorized to publish the contents and subject matter thereof, and that the advertiser is not acting in violation of any laws or regulations pertaining to the subject matter of said advertisements.

The Publisher shall be rendered harmless from and against any claims or suits for libel, violation of right of privacy, plagiarism, copyright infringement, improper use of the mails or violation of criminal codes based on the subject matter of such advertisements, and claims compliance with U.S. Postal Regulation No. 123.352, Section 123.42, & the U.S. Criminal Code, Title 18, Sections 1301, 1302, 1303 & 1307.

Lotto Stats is published bi-weekly by Lotto Hotline, Inc., PO Box 90, White Plains, N.Y. 10603

DIGIT BY DIGIT ANALYSIS CHART - 3 DIGIT GAME

NO.	POS 1	POS 2	POS 3	TOT HITS	DDN 2007	DDN 2008	Since Drawn
1	27	30	27	84	20	7	54
2	30	28	31	89	18	1	260
3	38	31	26	95	18	10	42
4	28	27	40	95	21	7	30
5	29	29	32	90	19	7	40
6	29	40	31	100	17	8	119
7	42	32	41	115	17	22	5
8	30	30	29	89	21	6	1
9	32	24	23	79	16	6	49
0	21	35	26	82	12	6	15

The above chart shows the number of times each digit has been drawn in each of the 3 POSITIONS in the 3 DIGIT GAME during **2008**. This information will help you determine which digits are more likely to be drawn in each POSITION, more often than others, in upcoming drawings. Remember, since the numbers game is a completely random game, no one digit has any advantage over any other. As, such each digit will tend to be drawn the same numbers of times, in each of the 3 POSITIONS, over an extended period of time.

With a total of **306 drawings** held from **1/1/08 thru 6/1/08**, a total of **918 digits** have been drawn, in **2008**, in the **3 DIGIT GAME**. Since there are 10 different digits, and since no one digit has any advantage over any other digit, EACH digit should have been drawn a total of **92 times** or about **31 times** in each of the three POSITIONS. Digits that have been drawn **LESS THAN 31 times** in a respective position, in **2008**, are the digits to consider playing in those POSITIONS in upcoming drawings. Digits that have been drawn **MORE THAN 31 times** in a respective POSITION should be considered for alternate POSITIONS. Doing so, will help you maximize your chances for a STRAIGHT HIT in the 3 DIGIT GAME. Remember, in a completely random environment, **IT ALL EVENS OUT**. The above chart also shows the number of times each digit was drawn as a **Double Digit Number (DDN)** in **2008 and 2007** as well as the number of drawings it has been since each digit was last drawn as a **Double Digit Number** (last column on the right captioned "Since Drawn"). With an Expected Hit Rate of **27%**, **197 DDN's were mathematically expected to be drawn in 3 DIGIT GAME in 2007**. As the chart on the left shows, **179 DDN's** were actually drawn in **2007**! That's **18 DDN's** fewer than the number that should have actually been drawn. Still, in the six years since we switched to two drawings per day (**2002 thru 2007**), a total of **1,178 DDN's** were actually drawn. With an **Expected Hit Rate** of **197 DDN's** per year, that's only four DDN's fewer than the number that should have been drawn for the entire six year stretch based on the **Expect Hit Rate** ($197 \times 6 = 1,182$ (or **4,368 drawings!**)). Just another example of how it really does "all even out." And they say "each drawing is totally independent of any other." Hmm ... wonder how those scholarly "mathematicians" would try to explain that - when the results say otherwise. After all, to ignore the facts doesn't change the facts.

PLAYING THE PAIRS IN THE 3 DIGIT GAME THE PAYOFF: 50 TO 1

With odds of only **100 to 1**, the payout for any **Front Pair and/or Rear Pair** hit, is only **50 to 1**, or **\$25.00** for a 50 cents bet. But don't be fooled. Playing the pairs can be an easy way to minimize and/or subsidize your out of pocket expenses. Besides, those \$25.00 prizes can add up faster than you might think ... *if* you bet with your head. There are only 100 different Front Pair and/or Rear Pair combinations possible in the **3 Digit Game**, 01 thru 99. With two **3 Digit** drawings each day, each Front Pair /Rear Pair combo is mathematically expected to be drawn once, in every 100 drawings. As such, *any* Front Pair and/or Rear Pair that hasn't been drawn within the last 100 drawings, is mathematically overdue and, therefore, a better bet than most. Below, we have listed *every* Front Pair and Rear Pair combo that hasn't hit within the last 100 drawings.

Out The Longest		FRONT PAIRS		3 Digit Game:	
Front Pair	Draws Out	Front Pair	Draws Out	Front Pair	Draws Out
56	357	29	152	61	108
00	354	73	149	15	103
14	326	59	134	76	101
68	307	62	133	72	100
95	301	08	130		
02	283	35	125		
22	260	11	124		
12	254	44	121		
70	232	45	120		
55	216	96	119		
01	197	42	118		
40	190	17	117		
49	170	39	116		
88	165	28	110		
66	164	26	109		

Out The Longest		REAR PAIRS		3 Digit Game	
Rear Pair	Draws Out	Rear Pair	Draws Out	Rear Pair	Draws Out/16
39	360	92	170	66	119
83	332	08	163	35	115
22	297	55	162	09	112
68	287	16	160	81	110
97	284	28	148	89	102
33	268	46	145		
21	260	73	144		
14	234	75	136		
65	208	10	135		
02	204	93	134		
84	201	26	133		
50	200	52	128		
59	185	17	124		
23	172	51	120		

Out The Longest		FRONT & REAR PAIRS		3 Digit Game	
F/R Pair	Draws Out	F/R Pair	Draws Out	F/R Pair	Draws Out
68	287	66	119		
22	260	17	117		
14	234	39	116		
02	204	35	115		
55	162	28	110		
73	144	26	109		
59	134				
08	130				

Above information accurate thru 6/1/08



RED'S HOT PICKS

Hello Fellow Numbers. We don't have *any* last minute hits (from the 5/21/08 issue) to talk about *but* we were "lucky" right from the start with our last issue (dated 6/4/08). We started off with a **Boxed Hit** worth **\$40.00** on 5/22/08, when **841** was drawn in the **Midday Drawing**. My "Lucky Number" in my last column was **418**. To me, that was a sign that **Lady Luck** was in my

corner. I was right. We picked up **\$3,000.00** in the **Evening Drawing** on 5/22/08 for a **Straight Hit** on **2691** - which we just happened to catch during **Bonus Week!** How lucky was that? That was my **2nd Straight Hit in Win-4** for the month of **May!** My first one came on 5/4/08 when **4610** came out - more than a year after my previous **Straight Hit in Win-4!** Go figure. **Two Straight Hits in Win-4 in 18 days!** I guess we had it coming after so many drawings of getting three of the four digits right. You never know what's going to happen from week to week in this game. It's like I always say, "**What doesn't happen in a year happens in a day in the Numbers Game.**" On 5/29/08, we had a **Straight Hit** worth **\$250.00** in the **3 Digit Game** when **463** came out. On 5/30/08, we had two hits on the same number - a **Boxed Hit** worth **\$100.00** *and* a **\$2.00 Pair Hit** worth another **\$100.00** when **1293** was drawn. "**93**" *and* "**29**" were my two, **\$2.00 Pairs** in our last issue. Our final hit before going to press was a **Boxed Hit** worth **\$40.00** on 6/1/08 when **160** came out. If nothing else happens for the remainder of the 6/4/08 issue, we can't complain. We were due for a good run *and* we finally had a good run. Our total winnings at press time on 6/1/08 were **\$3,630.00**. I know we're going to pick up some more coin before this issue ends. Our luck has changed. We might even get another **Straight Hit in Win-4** the way things are going. Where I grew up, they used to say good things *and* bad things came in threes. Even if we don't get another **Straight Hit in Win-4**, I think something good is going to happen to us within the next two weeks. Stay with me.

In the **3 Digit Game**, I'll be playing **358, 428, 273** *and* **870**, *everyday*. I think one of those four numbers will give us an early **Father's Day** gift. I'll also be going with a few **Double Digit Numbers**, *everyday*, **445, 466, 339** *and* **211**. For my **Front Pair / Rear Pair** picks, I'll be going with **44, 46, 33** *and* **21**. I have two **Lucky Numbers** on my mind for the next two weeks, **510** *and* **178**. These two combos usually hit **Boxed** a couple of times every year. This year, **510** hasn't hit once in *any* order. **178** has only hit once - and that was on 1/6/08. I'll have them *both* *everyday*. If you caught one of my **Straight Hits**, you might want to play them **50¢ "combo"**.

In the **Win-4 Game**, I'll be playing, **0495, 2811, 1925** *and* **2291**, *everyday*, for the next two weeks. For my **Front Pair / Rear Pair Win-4** picks, I'll be going with **28, 19, 22** *and* **04**. My **\$2.00 Pairs** for the next two weeks, are "**48**" *and* "**70**". Remember, my **\$2.00 Pairs** are meant to be played as *both* the **Front Pair** *and* **Rear Pair** in *both* the **3 Digit Game** *and/or* **Win-4**. That's it for now. Until next time, let the balls roll and remember - if you hit, I hit!

3 Digit: **352 294 719 928 192**
 106 847 902 871 230

Front Pair: **19 35 63 71 92**
Rear Pair: **10 23 84 87 90**

Win-4: **5742 4963 9607 3128 4048**
 3529 5981 7604 1040 0257

PAST DOUBLE DIGIT HITS (BY DIGIT)

11/1/07 - 6/1/08 WIN-4 GAME

Double 1's	Double 2's	Double 3's	Double 4's	Double 5's
11/04/07-----1631	11/19/07-----0224	11/01/07-----3836	11/24/07-----4194	11/01/07-----4552
11/06/07-----5131	12/18/07-----2632	11/03/07-----6383	11/26/07-----4604	12/19/07-----5254
11/07/07-----3181	12/23/07-----2502	11/13/07-----3341	12/15/07-----1404	12/31/07-----5185
11/17/07-----1819	1/06/08-----6223	11/19/07-----6330	12/31/07-----1449	1/09/08-----4505
11/20/07-----1617	1/09/08-----2082	11/19/07-----3839	1/20/08-----3445	1/14/08-----5254
11/30/07-----1210	1/11/08-----3225	12/28/07-----3813	1/30/08-----4564	1/19/08-----5752
12/13/07-----6118	2/11/08-----2792	1/02/08-----3832	2/06/08-----4640	1/29/08-----2355
12/21/07-----4131	2/19/08-----2250	1/04/08-----3263	2/17/08-----4184	1/31/08-----5325
1/11/08-----6181	2/27/08-----5229	1/14/08-----3370	2/18/08-----5464	2/15/08-----5534
1/12/08-----4119	3/07/08-----2392	1/23/08-----5433	3/19/08-----7424	2/21/08-----5475
1/15/08-----6101	4/14/08-----1228	1/27/08-----9383	5/26/08-----4453	3/12/08-----4855
1/29/08-----9411	5/02/08-----2062	2/04/08-----3736	5/27/08-----3944	3/26/08-----1556
2/02/08-----6211	5/11/08-----2249	2/05/08-----3325		3/27/08-----5275
2/15/08-----6141	5/16/08-----2729	2/07/08-----9338		4/10/08-----5564
2/19/08-----1610	5/17/08-----3522	2/23/08-----3326		4/12/08-----6553
3/05/08-----8161	5/21/08-----2120	3/02/08-----3032		4/19/08-----0553
3/06/08-----7112	5/28/08-----3622	3/10/08-----4338		4/20/08-----5517
3/14/08-----0114		3/31/08-----7339		4/26/08-----5580
3/17/08-----1173		4/01/08-----4330		5/07/08-----3559
3/21/08-----8161		4/07/08-----1533		
4/08/08-----2114		4/09/08-----3093		
4/09/08-----1184		4/18/08-----3653		
4/16/08-----1251		4/21/08-----3183		
4/27/08-----0113		4/23/08-----3530		
4/30/08-----1219				
5/01/08-----5311				
5/08/08-----1145				
5/17/08-----1716				
5/19/08-----8114				
Double 6's	Double 7's	Double 8's	Double 9's	Double 0's
11/10/07-----3660	11/25/07-----7567	11/06/07-----3898	11/12/07-----9192	11/08/07-----0720
11/15/07-----7266	11/29/07-----7670	11/30/07-----1883	11/13/07-----9914	11/20/07-----0490
11/17/07-----6761	12/02/07-----5737	12/04/07-----8018	11/21/07-----3969	11/21/07-----7020
11/27/07-----6963	12/09/07-----3727	12/10/07-----1884	11/23/07-----1929	11/27/07-----3010
12/20/07-----7660	12/12/07-----7374	2/03/08-----8984	12/16/07-----9291	12/03/07-----0907
12/20/07-----1664	1/07/07-----7307	2/04/08-----8839	1/05/08-----9096	12/07/07-----0073
1/01/08-----1646	1/21/08-----6779	2/05/08-----3887	1/06/08-----9194	12/24/07-----1009
1/05/08-----0166	1/25/08-----0737	2/08/08-----1788	1/13/08-----2993	1/17/08-----9400
1/10/08-----6816	1/25/08-----0771	2/10/08-----3858	1/16/08-----4996	1/22/08-----2090
1/18/08-----6364	1/28/08-----8774	2/13/08-----8845	1/23/08-----0997	2/08/08-----5006
1/19/08-----3966	2/03/08-----8577	2/14/08-----4882	1/28/08-----9397	2/16/08-----0870
2/13/08-----6649	2/25/08-----9717	2/26/08-----2886	2/22/08-----9962	2/24/08-----0902
2/18/08-----2668	3/01/08-----5717	2/26/08-----5838	4/05/08-----7992	2/27/08-----0710
3/23/08-----6692	3/16/08-----4377	2/28/08-----8873	4/07/08-----9927	3/21/08-----1400
4/10/08-----6629	3/24/08-----4772	3/06/08-----0887	4/16/08-----9952	3/31/08-----0190
4/14/08-----8566	3/26/08-----7957	3/14/08-----6878	4/21/08-----6599	4/02/08-----0708
5/10/08-----1696	4/01/08-----7723	3/22/08-----8864	5/03/08-----9069	4/24/08-----0102
5/18/08-----6860	4/29/08-----0277	3/28/08-----5188	5/28/08-----8799	4/25/08-----4100
5/24/08-----9646		3/29/08-----3889		4/25/08-----0750
5/25/08-----4366		4/22/08-----8289		4/26/08-----8300
		5/04/08-----3788		4/30/08-----0120
		5/09/08-----8480		5/03/08-----0057
		5/29/08-----9858		5/24/08-----2006
				5/31/08-----0350

EXPECTED HIT RATE:

Double Digit Numbers (DDN's) are numbers in which 2 of the 4 digits are the same (1801, 5350, 0039 etc.). The Expected Hit Rate for DDN's in Win-4 is **1 HIT EVERY 3 DRAWINGS (about 43% of the time)**. In 2006, 305 of the 728 Win-4 Numbers drawn (42%) were DDN's! In 2007, 323 of the 728 Win-4 Numbers drawn (44%) were DDN's. The actual DDN's drawn since 11/1/07, along with the dates on which they were drawn are listed above. Our advice: **PLAY** the Double 7's *and* the Double 3's. **AVOID** the Double 1's, the Double 2's *and* the Double 0's.

DOUBLE DIGIT HITS (BY MONTH)

9/1/07 - 6/1/08 WIN-4 GAME

<u>September '07</u>	<u>October '07</u>	<u>October '07</u>	<u>November '07</u>	<u>November '07</u>
9/02/07-----6515	10/02/07-----2779	10/19/07-----5570	11/01/07-----3836	11/19/07-----0224
9/03/07-----7736	10/02/07-----7400	10/19/07-----2300	11/01/07-----4552	11/20/07-----0490
9/03/07-----2263	10/03/07-----0221	10/20/07-----4754	11/03/07-----6383	11/20/07-----1617
9/06/07-----2868	10/03/07-----8987	10/20/07-----6088	11/04/07-----1631	11/21/07-----7020
9/09/07-----0292	10/05/07-----3753	10/22/07-----4574	11/06/07-----3898	11/21/07-----3969
9/10/07-----7067	10/06/07-----6682	10/23/07-----2511	11/06/07-----5131	11/23/07-----1929
9/11/07-----7379	10/06/07-----7969	10/23/07-----1772	11/07/07-----3181	11/24/07-----4194
9/15/07-----2191	10/07/07-----4877	10/24/07-----0306	11/08/07-----0720	11/25/07-----7567
9/16/07-----4955	10/09/07-----5707	10/24/07-----5121	11/10/07-----3660	11/26/07-----4604
9/16/07-----7734	10/10/07-----3935	10/25/07-----7949	11/12/07-----9192	11/27/07-----3010
9/18/07-----3631	10/11/07-----7973	10/25/07-----4104	11/13/07-----3341	11/27/07-----6963
9/20/07-----3199	10/11/07-----2621	10/27/07-----9489	11/13/07-----9914	11/28/07-----3839
9/20/07-----2838	10/13/07-----1055	10/27/07-----2699	11/15/07-----7266	11/29/07-----7670
9/21/07-----9133	10/14/07-----4241	10/28/07-----0577	11/17/07-----1819	11/30/07-----1210
9/28/07-----9644	10/14/07-----1733	10/29/07-----2877	11/17/07-----6761	11/30/07-----1883
9/30/07-----5949	10/17/07-----2982	10/30/07-----8660	11/19/07-----6330	
	10/17/07-----2101			
<u>December '07</u>	<u>January '08</u>	<u>January '08</u>	<u>February '08</u>	<u>February '08</u>
12/02/07-----5737	1/01/08-----1646	1/18/08-----6364	2/02/08-----6211	2/17/08-----4184
12/03/07-----0907	1/02/08-----3832	1/19/08-----5752	2/03/08-----8984	2/18/08-----5464
12/04/07-----8018	1/04/08-----3263	1/19/08-----3966	2/03/08-----8577	2/18/08-----2668
12/07/07-----0073	1/05/08-----0166	1/20/08-----3445	2/04/08-----8839	2/19/08-----2250
12/09/07-----3727	1/05/08-----9096	1/21/08-----6779	2/04/08-----3736	2/19/08-----1610
12/10/07-----1884	1/06/08-----6223	1/22/08-----2090	2/05/08-----3887	2/21/08-----5475
12/12/07-----7374	1/06/08-----9194	1/23/08-----0997	2/05/08-----3325	2/22/08-----9962
12/13/07-----6118	1/07/08-----7307	1/23/08-----5433	2/06/08-----4640	2/23/08-----3326
12/15/07-----1404	1/09/08-----4505	1/25/08-----0737	2/07/08-----9338	2/24/08-----0902
12/16/07-----9291	1/09/08-----2082	1/25/08-----0771	2/08/08-----1788	2/25/08-----9717
12/18/07-----2632	1/10/08-----6816	1/27/08-----9383	2/08/08-----5006	2/26/08-----2886
12/19/07-----5254	1/11/08-----6181	1/28/08-----8774	2/10/08-----3858	2/26/08-----5838
12/20/07-----7660	1/11/08-----3225	1/28/08-----9397	2/11/08-----2792	2/27/08-----0710
12/20/07-----1664	1/12/08-----4119	1/29/08-----2355	2/13/08-----8845	2/27/08-----5229
12/21/07-----4131	1/13/08-----2993	1/29/08-----9411	2/13/08-----6649	2/28/08-----8873
12/23/07-----2502	1/14/08-----5254	1/30/08-----4564	2/14/08-----4882	
12/24/07-----1009	1/14/08-----3370	1/31/08-----5325	2/15/08-----5534	
12/28/07-----3813	1/15/08-----6101		2/15/08-----6141	
12/31/07-----1449	1/16/08-----4996		2/16/08-----0870	
12/31/07-----5185	1/17/08-----9400			
<u>March '08</u>	<u>April '08</u>	<u>April '08</u>	<u>May '08</u>	<u>June '08</u>
3/01/08-----5717	4/01/08-----7723	4/25/08-----0750	5/01/08-----5311	
3/02/08-----3032	4/01/08-----4330	4/26/08-----8300	5/02/08-----2062	
3/05/08-----8161	4/02/08-----0708	4/26/08-----5580	5/03/08-----9069	
3/06/08-----0887	4/05/08-----7992	4/27/08-----0113	5/03/08-----0057	
3/06/08-----7112	4/07/08-----9927	4/29/08-----0277	5/04/08-----3788	
3/07/08-----2392	4/07/08-----1533	4/30/08-----1219	5/07/08-----3559	
3/10/08-----4338	4/08/08-----2114	4/30/08-----0120	5/08/08-----1145	
3/12/08-----4855	4/09/08-----1184		5/09/08-----8480	
3/14/08-----0114	4/09/08-----3093		5/10/08-----1696	
3/14/08-----6878	4/10/08-----6629		5/11/08-----2249	
3/15/08-----4377	4/10/08-----5564		5/16/08-----2729	
3/17/08-----1173	4/12/08-----6553		5/17/08-----3522	
3/19/08-----7424	4/14/08-----8566		5/17/08-----1716	
3/21/08-----1400	4/14/08-----1228		5/18/08-----6860	
3/21/08-----8161	4/16/08-----1251		5/19/08-----8114	
3/22/08-----8864	4/16/08-----9952		5/21/08-----2120	
3/23/08-----6692	4/18/08-----3653		5/24/08-----2006	
3/24/08-----4772	4/19/08-----0553		5/24/08-----9646	
3/26/08-----1556	4/20/08-----5517		5/25/08-----4366	
3/26/08-----7957	4/21/08-----3183		5/26/08-----4453	
3/27/08-----5275	4/21/08-----6599		5/27/08-----3944	
3/28/08-----5188	4/22/08-----8289		5/28/08-----8799	
3/29/08-----3889	4/23/08-----3530		5/28/08-----3622	
3/31/08-----0190	4/24/08-----0102		5/29/08-----9858	
3/31/08-----7339	4/25/08-----4100		5/31/08-----0350	

DOUBLE DIGIT NUMBERS			
LEAST FREQUENTLY DRAWN		(BOXED)	
2334	3349	1233	0338
3/9/03	4/23/03	8/17/05	10/17/05

DOUBLE DIGIT NUMBERS			
OUT THE LONGEST		(BOXED)	
0477	4677	2577	1377
9/1/05	1/27/06	5/21/06	11/16/06

CONSECUTIVE DIGIT NUMBERS

WIN-4 GAME

1/1/01 — 6/1/08

Next to **Quad Digit Numbers**, **Consecutive Digit Numbers** are the hardest numbers to hit in the **Win-4 Game**. The **EXPECTED HIT RATE** for **Consecutive Digit Numbers** in **Win-4** is **1 HIT EVERY 41 DRAWINGS** (about once every 20 to 21 days with two drawings each day). Here's the breakdown.

As in the **3 Digit Game**, there are only **10 Boxed Consecutive Digit Number (CDN)** combinations possible in **Win-4**. They are: 0123, 1234, 2345, 3456, 4567, 5678, 6789, 7890, 8901 *and* 9012. Each of these 10 combinations can be drawn 24 different ways. For example, 0123 can also be drawn as 0132, 0213, 1302, 2130 etc. That gives us a total of **240** possible **Straight CDN** combinations out of the 10,000 possible number combinations in **Win-4** (0000 thru 9999). Break it down and what you wind up with is a 6 out of 250 chance of seeing a **CDN** drawn in **Win-4**. That equates to approximately **1 HIT EVERY 41 DRAWINGS** (about one hit every 20 to 21 days with two drawings each day) *or* about **18 CDN's** per year.

Looking at past results, we find that **113 CDN's** have actually been drawn in the **5,068 drawings** held from **1/1/01** thru **6/1/08**. That averages out to about **1 CDN** every **45 drawings** for the entire 7 year period, which is only four drawings longer than the **Expected Hit Rate** for **CDN's** (**1 Hit every 41 drawings**).

In **2004**, **13 CDN's** were actually drawn. **7** of those **13 CDN's** hit in **Midday Drawings** while the other **6 CDN's** were drawn in **Evening Drawings**! In **2005**, a total of **17 CDN's** were actually drawn. **7** of those **17 CDN's** were drawn in **Mid-day Drawings** while the other **10 CDN's** were drawn in **Evening Drawings**! In **2006**, a total of **15 CDN's** were drawn. Fact is, **18 CDN's** should have been drawn between **1/1/06 and 12/31/06**, leaving **CDN's 3** hits shy of their **Expected Hit Rate**, for **2006**. As a result, we expected **CDN's** to exceed their **Expected Hit Rate**, in **2007**. That didn't happen. The **18th** and final **CDN** for **2007**, was drawn on **12/6/07** when **1324** hit. Still, that's the most **CDN's** that were ever drawn in any one year - even with two drawings a day! All things considered, we expect to see between eighteen *and* twenty **CDNs** drawn throughout **2008**.

The actual **CDN's** drawn from **1/1/01** thru **6/1/08** are listed below. **Note:** No **CDN's** were drawn from **1/1/01** thru **1/13/01**.

CONSECUTIVE DIGIT HITS				
1/1/01 - 6/1/08		WIN-4 GAME		
1/13/01 ---6574	11/14/02 ---0198	5/07/04 ---7456	10/28/05 ---0879	2/14/07 ---1890
3/19/01 ---1890	11/15/02 ---3021	6/02/04 ---7890	12/05/05 ---2301	4/03/07 ---7465
4/11/01 ---5678	12/01/02 ---8657	6/05/04 ---9768	12/06/05 ---8796	4/14/07 ---2910
5/05/01 ---2134	12/10/02 ---9867	6/13/04 ---6857	1/06/06 ---5436	5/14/07 ---5634
6/06/01 ---1809	12/15/02 ---0213	9/02/04 ---7654	2/14/06 ---2013	5/20/07 ---5678
6/10/01 ---8019	1/21/03 ---1920	10/28/04 ---5234	2/24/06 ---4563	6/24/07 ---4536
6/13/01 ---2109	3/07/03 ---9786	12/05/04 ---4653	3/19/06 ---4352	7/23/07 ---4321
8/24/01 ---3012	5/09/03 ---3465	12/10/04 ---7089	4/09/06 ---0981	9/14/07 ---4132
11/05/01 ---8567	7/20/03 ---0213	12/20/04 ---2134	5/07/06 ---3425	10/08/07 ---5364
11/17/01 ---8709	8/04/03 ---2310	1/15/05 ---5423	5/27/06 ---6435	10/12/07 ---8756
12/17/01 ---0321	9/15/03 ---3201	1/21/05 ---4213	6/03/06 ---6798	11/24/07 ---8097
1/21/02 ---7465	9/25/03 ---4231	3/06/05 ---2103	8/08/06 ---4253	12/05/07 ---0213
2/05/02 ---9078	10/09/03 ---4765	3/31/05 ---8769	9/09/06 ---3201	12/06/07 ---1324
2/17/02 ---8976	10/12/03 ---3456	4/02/05 ---2435	10/06/06 ---0321	1/10/08 ---9087
3/27/02 ---8790	10/19/03 ---6457	4/09/05 ---1243	10/28/06 ---5476	1/13/08 ---0189
4/20/02 ---5643	10/31/03 ---3012	4/14/05 ---9081	11/02/06 ---6547	2/21/08 ---2543
5/08/02 ---3254	12/06/03 ---6435	5/19/05 ---4653	11/18/06 ---0981	3/04/08 ---3012
5/24/02 ---4356	12/24/03 ---6578	5/21/05 ---1029	11/21/06 ---1302	4/04/08 ---3654
5/30/02 ---3456	12/26/03 ---6875	7/26/05 ---2901	1/07/07 ---2901	4/11/08 ---1324
6/28/02 ---0789	1/06/04 ---5324	7/28/05 ---3452	1/11/07 ---1324	4/24/08 ---2413
8/23/02 ---4653	2/09/04 ---9780	8/08/05 ---3645	1/12/07 ---2134	4/28/08 ---4675
9/05/02 ---7689	3/31/04 ---6857	9/02/05 ---5432	1/13/07 ---3102	
9/18/02 ---4567	4/14/04 ---6798	9/22/05 ---2435	2/07/07 ---2345	

Upon reviewing the data listed above, you will find that the **CDN** combos that have been drawn most often since **1/1/01** are **Combo 0123 and Combo 3456**, each with **17** hits. **Combo 2345** has been drawn, **13** times, since **1/1/01**. The **Least Frequently Drawn CDN** combos since **1/1/01** are **Combo 0129** with six hits *and* combos **0189, 6789 and 5678**, with nine hits each.


As we mentioned above, there are **240 Straight Consecutive Digit Combos and 10 Boxed Consecutive Digit Combos** possible in **Win-4**. Play *any* five different **CDN** combos, and your odds of a **Straight Hit** improve from the original **1 in 10,000 to 1 in 48, everytime** a **CDN** is drawn! Your odds of a **Boxed Hit** improve to **1 in 2** everytime a **CDN** is drawn *if* you play *any* five different **CDN** combos! Four **CDN's** were drawn during the month of **April 2008**. No **CDN's** were drawn during the month of **May**. That said, we recommend that you **AVOID PLAYING** any **CDN's**, for the next two weeks.

CONSECUTIVE DIGIT NUMBERS

OUT THE LONGEST	(BOXED)
6789	4567
6/3/06	4/3/07
0129	
	4/14/07

CONSECUTIVE DIGIT NUMBERS

MOST FREQUENTLY DRAWN	(BOXED)
6789	2345
32 Hits	32 Hits
0123	
	32 Hits



THE LOTTERY SPECIALIST PICK-10 BY DAN CRISPELL

My **Daily Numbers** selection of **830** was drawn as **803** on **5/26** for a nice, **\$40.00 Boxed Hit**. On **5/29**, my selection of **361** was drawn **Straight** for **\$250.00**. My **Front & Back Digits Chart** gave you **10** of the **20** winning numbers drawn on **5/28**, giving you a

chance at grabbing that all cash, **\$500,000, Pick 10 Jackpot!** My **Chart** also gave you **9** of the **20** winning numbers drawn twice - once on **5/24** *and* again on **5/27**, for two chances at a **2nd Prize** worth **\$6,000** dollars cash, *if* you had them in the same game. My **Chart** also gave you several chances at the lower tier prizes. So did my **Special Pick 10 Selections** which consist of only eighteen numbers designed to be played every-day for the full two weeks. I hope you were able to cash in. Now, on to this week's selections for play.

ANALYZING THE LAST 50 DRAWINGS (ROTATION 8)

Analyzing the last fifty, **Rotation 8 Drawings** finds the **Hottest Numbers** were **Number 35** *and* **Number 70**, drawn **38%** of the time. The following numbers were drawn with **Number 35** *and/or* **Number 70**, eight *or* more times: **78, 26, 65, 18, 16** *and* **23**. The next best numbers were: **Number 18** *and* **Number 55**, drawn **36%** of the time. The numbers drawn with them most often were: **30, 20, 22, 23, 35** *and* **05**. Of all the winning numbers drawn over the last fifty, **Rotation 8** drawings, **50%** were **Even Numbers** *and* **50%** were **Odd Numbers**, so you might want to play a nice even mix of numbers for a while, just to be on the safe side. The numbers between **20-29, 40-49, 60-69** *and* **70-80** produced most of the winning numbers, averaging twelve of the twenty winning numbers drawn, in each drawing. The average sum of the twenty winning numbers drawn was **821**. Based on that, the sum of your ten number combinations for play should be **410** *or* somewhere between **385** *and* **435** for the best win possibility. For example, if your selected numbers were: **01-11-17-30-32-48-57-64-69-72**, their sum would be **401**.

After the above data has been analyzed, you are given the **Best 30 Numbers** to play out of the 80 total numbers. On the average of once a week, ten or more of the twenty winning numbers, will be among these numbers, giving you the possibility of hitting that all cash jackpot of **\$500,000**.

Front & Back Digits Chart

Last 50 Drawings		Rotation 8
(1)	(2)	(3)
31 61 71	02 22 42	23 53 63
(4)	(5)	(6)
14 24 44	35 55 65	06 46 66
(7)	(8)	(9)
27 47 67	18 28 78	49 59 69
(0)		
	20 30 70	

Daily Pick 10 Selections:

Thursday 6/5 & Friday 6/13 (Rotation 4)

01 03 04 10 14 19 26 35 37
43 52 58 59 62 66 73 79 80

Friday 6/6 & Saturday 6/14 (Rotation 5)

02 03 06 13 25 27 29 36 39
48 57 58 62 67 69 72 78 80

Saturday 6/7 & Sunday 6/15 (Rotation 6)

11 15 18 21 22 26 31 32 36
42 46 47 55 60 62 70 76 78

Sunday 6/8 & Monday 6/16 (Rotation 7)

03 05 11 12 19 23 27 31 33
48 49 51 53 62 70 74 78 79

Monday 6/9 & Tuesday 6/17 (Rotation 8)

09 11 14 15 18 23 31 37 40
42 44 46 53 54 59 63 70 77

Tuesday 6/10 & Wednesday 6/18 (Rotation 1)

08 11 16 17 22 25 26 32 37
39 41 46 49 57 59 67 75 76

Wednesday 6/11 & Thursday 6/19 (Rotation 2)

02 07 09 14 20 23 29 32 38
39 40 45 47 56 57 64 75 79

SPECIAL PICK-10 SELECTIONS FOR THE NEXT 2 WEEKS (FOR ALL ROTATIONS)

05 08 11 15 18 19 24 25 26
32 38 39 56 58 59 73 75 79

May The Numbers Be With You

Daily Numbers 3-Digit Picks

368 372 390 650 649
625 851 847 815 943

Daily Win-4 Picks

2587 2649 2371 5448 5693
5079 9356 9284 9137 7258

The Lottery Specialist

Has selected 562 jackpots worth over \$489 Million to date!

Ultimate Lotto/Keno/Numbers

- Gives you all the Statistical Charts and Data needed to help you select winning numbers.
- Easily Select Rotational or Cumulative Statistical Analysis of the data.
- Front & Back Digits charts, Bar Graphs, and more.
- Plus the computer can even select the numbers to play for you.
- Using NUMGEN you can Design your own unique Numerical Wheeling Systems.

All Combinations - ANY 5 or 6 Digit Game

Have you ever wished you had every possible combination for a specific 5-Digit or 6-Digit lotto game?

Now Available — up to 59-numbers!

- \$99.95 ULTIMATE Lotto/Keno/Numbers
- \$46.95 ULTIMATE Lotto/Keno
- \$46.95 3- & 4-Digit Daily Numbers
- \$49.95 NUMGEN System Designer
- \$49.95 All combinations for _____ Numbers
 - 5-Digit or 6-Digit

AVAILABLE ON
CD-ROM ONLY
Compatible with
Windows ME, XP
and Vista versions

TO ORDER

Send a check or money order made payable to DANIEL CRISPELL
and mail your order to:
The Lottery Specialist • 22 Montour Street • Binghamton, N.Y. 13903

Or you can order online at this web address using PayPal:

<http://www.thelotterspecialist.com>

TRIPLE DIGIT NUMBERS

WIN-4 GAME

1/1/03 — 6/1/08

Contrary to what you might think, the odds of a **Triple Digit Number** being drawn in the **Win-4 Game** are better than the odds of a **Consecutive Digit Number** being drawn. As a matter of fact, based on the odds, **Triple Digit Numbers** are one of the easiest types of numbers to hit in **Win-4**. Not only are they more likely to be drawn than **Consecutive Digit Numbers**, they are more likely to be drawn than **Double / Double Digit Numbers** (1122, 5566, etc.) and **Quad Digit Numbers** (1111, 2222 etc.) as well.

If you apply the same mathematical formulas we used to determine the **Expected Hit Rate** for the other number categories, you'll find that the **EXPECTED HIT RATE** for **Triple Digit Numbers**, in the **Win-4 Game**, is approximately **1 HIT EVERY 28 DRAWINGS**. That equates to approximately 26 hits per year (with two drawings each day) or about **2 TDN's** - each and every month! In **2004**, a whopping, **33 TDN's** were drawn. In **2005**, a more realistic **21 TDN's** hit. In **2006**, **30 TDN's** were drawn and in **2007**, a whopping **34 TDN's** hit!

Looking back at the results from the **3,948** drawings held during the 5 year period from **1/1/03** thru **6/1/08**, a total of **155 Triple Digit Numbers (TDN's)** were drawn in **Win-4** (with two drawings each day). That's **14 TDN's** more than the number that should have been drawn during that 5 year period, according to the **Expected Hit Rate (3,948 ÷ 28) = 141**. That amounts to only three extra **TDN's** per year, for the entire 5 year period. **30** of those **155 TDN's** were drawn, in **2006**, four more than the number that should have been drawn! **34** of those **155 TDN's** were drawn in **2007** - eight more than the number that should have been drawn. Nine **TDN's** have been drawn, to date, in **2008** - two shy of the number that should have been drawn in the **306 drawings** held thru **6/1/08**, based on the **Expected Hit Rate (306 ÷ 28) = 11**. That said, we recommend that you **CONTINUE PLAYING** a few **Triple Digit Numbers**, whenever you play **Win-4**. The actual **TDN's** drawn from **1/1/03** thru **6/1/08** are listed below, along with the dates they hit. Keep in mind, a **BOXED HIT** on a **TDN** in **Win-4** pays **1,200 to 1 or \$600.00 - for every 50¢ bet!**


TRIPLE DIGIT HITS				
1/1/03 - 6/1/08		WIN-4 GAME		
1/03/03 ----0002	1/20/04 ----3733	2/01/05 ----0002	5/12/06 ----1151	6/23/07 ----5755
1/16/03 ----4244	3/14/04 ----6333	2/16/05 ----7222	5/19/06 ----0004	7/09/07 ----8887
2/15/03 ----5545	3/20/04 ----0001	2/17/05 ----0333	5/23/06 ----6606	7/11/07 ----5111
2/21/03 ----9929	3/22/04 ----6656	2/24/05 ----6661	6/04/06 ----9399	7/18/07 ----3833
2/25/03 ----7767	4/01/04 ----1119	2/28/05 ----3633	6/15/06 ----3338	7/21/07 ----3633
3/30/03 ----2242	4/05/04 ----3433	3/03/05 ----9299	6/16/06 ----2282	7/23/07 ----7277
4/02/03 ----4344	4/08/04 ----0050	3/08/05 ----4424	7/10/06 ----0500	8/20/07 ----3334
4/03/03 ----1555	4/15/04 ----8188	4/10/05 ----6266	7/24/06 ----2221	8/25/07 ----4448
4/11/03 ----8555	4/16/04 ----7773	4/19/05 ----6555	7/28/06 ----8188	8/31/07 ----2922
4/17/03 ----4445	4/20/04 ----3332	4/19/05 ----0040	8/11/06 ----9111	9/12/07 ----8808
4/22/03 ----7577	4/30/04 ----5556	4/20/05 ----2822	8/12/06 ----2242	9/22/07 ----4333
5/24/03 ----7775	5/26/04 ----7773	6/04/05 ----0006	8/13/06 ----3337	10/29/07 ----8883
6/17/03 ----0222	6/18/04 ----6366	7/06/05 ----4484	8/26/06 ----6606	10/31/07 ----8444
7/16/03 ----9099	6/25/04 ----9499	7/17/05 ----7222	11/11/06 ----2000	11/02/07 ----5000
7/18/03 ----4144	7/02/04 ----2242	7/29/05 ----2223	11/14/06 ----9990	11/03/07 ----8818
8/12/03 ----9994	7/30/04 ----9599	9/25/05 ----2227	11/22/06 ----2228	11/09/07 ----4442
8/26/03 ----3363	8/17/04 ----0007	10/18/05 ----9997	12/18/06 ----0800	11/10/07 ----9993
9/02/03 ----7797	9/13/04 ----2822	11/13/05 ----6333	1/05/07 ----9555	12/04/07 ----8388
9/03/03 ----0004	10/02/04 ----1011	11/25/05 ----3393	1/12/07 ----8588	12/17/07 ----9599
9/12/03 ----7077	10/05/04 ----1444	1/11/06 ----0500	1/19/07 ----0007	1/04/08 ----0090
9/17/03 ----1117	10/13/04 ----9998	2/10/06 ----7707	1/29/07 ----0800	1/08/08 ----1151
9/22/03 ----2221	10/31/04 ----4442	2/19/06 ----7000	2/19/07 ----4888	1/26/08 ----2722
9/25/03 ----5255	11/04/04 ----3777	2/24/06 ----0555	3/03/07 ----3000	2/01/08 ----2282
9/29/03 ----0500	11/06/04 ----0006	2/25/06 ----9994	3/03/07 ----3733	2/06/08 ----2262
10/26/03 ----4494	11/12/04 ----3111	3/26/06 ----7776	3/09/07 ----9799	2/28/08 ----7727
12/02/03 ----7222	11/14/04 ----2722	4/13/06 ----2555	3/22/07 ----6766	3/15/08 ----2282
12/12/03 ----1011	11/14/04 ----5550	4/15/06 ----0111	4/04/07 ----7111	4/11/08 ----7999
12/22/03 ----0007	11/19/04 ----0333	4/19/06 ----2221	4/30/07 ----7666	5/07/08 ----4333
12/23/03 ----3331	11/21/04 ----6111	4/24/06 ----4111	5/06/07 ----2999	
1/01/04 ----6668	12/18/04 ----5355	4/25/06 ----1114	6/10/07 ----8000	
1/04/04 ----1141	1/24/05 ----1121	4/26/06 ----4844	6/13/07 ----9989	
1/09/04 ----6111	1/29/05 ----0800	4/26/06 ----3338	6/15/07 ----6606	

TRIPLE DIGIT NUMBERS		
OUT THE LONGEST	(BOXED)	
6888	0444	1118
11/16/87	10/26/88	12/14/89

TRIPLE DIGIT NUMBERS		
OUT THE LONGEST	(BOXED)	
1777	2888	8889
8/3/91	6/21/92	4/14/97

COSMIC FORCECAST

BY JOHN GALEOTO



Hello again readers! First let me say "Way to go" to **Red** - who had his second **Straight Hit in Win 4** in recent weeks - and he hit it during **Bonus Week** for some extra cash to go along with that hit. Congratulations to **Red** *and* everyone who cashed in!

Like I mentioned in my last column, twice a year my column gets a little too far ahead and I have to write a third column. It normally happens during **June and December**. This column is **Part 3** for **June**, which covers the **Most Frequently Drawn Numbers** during the month of June, over the last three years, in the **3 Digit and Win 4 Games**.

In the 3 Digit Game, during the month of **June**, over the last three years *or* last **180 Midday and Evening June Drawings** combined, the **Most Frequently Drawn No-Match Combos** were the **637**, the **514** *and* the **051**, each having been drawn five times. The **Most Frequently Drawn Consecutive Combo** was the **123** with two hits. The **Most Frequently Drawn Double Digit Combo** over the last three **Junes** was the **887** with three hits, followed by the **337**, the **211** *and* the **114**, each with two hits. The **Most Frequently Drawn Double Digit** over the last three **Junes** was the **Double 3's**, with eight hits, followed by the **Double 1's**, with seven hits. The **Triple 4's** *and* the **Triple 9's** were *both* drawn once, over the last three **Junes**. The **Most Frequently Drawn Two Digit Combos** for the last three **Junes** are the **"15"** with eighteen hits; the **"50"** with seventeen hits *and* the **"36"**

and **"14"** with fifteen hits each. The **Most Frequently Drawn Front Pairs** for the last three **Junes** are the **"34"** with seven hits *and* the **"78"** with five hits. The **Most Frequently Drawn Rear Pairs** were the **"51"** with six hits *and* the **"14"** with five hits.

In the Win 4 Game, during the month of **June** over the last three years, the **Most Frequently Drawn No-Match Combo** was the **4706** with three hits, followed by the **9824** *and* **2509**, each with two hits. Only two **Consecutive Combos** have been drawn during the last three **Junes**. They are **9876** *and* **5346**. The **Most Frequently Drawn Double Digit Combos** during the last three **Junes** are the **2524**, the **5448** *and* the **4223**, all with two hits each. The **Most Frequently Drawn Double Digit** for the last three **Junes** was the **Double 2's** with fifteen hits. The **Most Frequently Drawn Two Digit Combos** over the last three **Junes** are the **"04"** with twenty-six hits, the **"58"** with twenty-five hits *and* the **"18"** with twenty-five hits. The **Most Frequently Drawn Front Pairs** over the last three **Junes** are the **"50"** with seven hits, followed by the **"48"** *and* **"81"**, with five hits each. The **Most Frequently Drawn Rear Pairs** were the **"37"** with seven hits, followed by the **"43"** *and* **"22"** with six hits each.

In my next column, we'll take a look at the **Most Frequently Drawn** numbers for the month of **July (Part 1)** in *both* the **3 Digit and Win 4 Games**.

So until next time - GOOD LUCK!!

3 Digit Game June (Part 3)

Combo Plays:

No-Match : 637
 Double Digits: 887 337 499
 211 114

Straight / Box Plays:

No-Match: 514 053 936 436 051
 Consecutives: 123
 Triples: 444 999
 Front Pair: 78 34 51
 Rear Pair: 51 14 10
 Two Digit Combos: 15 36 14 50

Win-4 Number June (Part 3)

Straight / Box Plays:

No-Match: 4706 9824 2509 7618
 Double Digits: 2524 5448 4223 1484
 Consecutives: 9876 5346
 Quads: 2222
 Front Pair: 50 48 81 82
 Rear Pair: 37 43 22 06

Take-5

01 03 12 13 18 22 24 28 34 36

Lotto 59

12 13 14 15 16 25 29 31 53 54

Mega Millions

08 13 14 29 31 33 39 44 48 52

Mega Ball

28

Cosmic Forcecast Monthly

For the Daily Numbers Pick 3 and Win 4

Selections for: Subscription for:

- New York \$8.95 - 1 month
- New Jersey \$21.95 - 3 months
- Florida
- Pennsylvania
- Connecticut

Name

Address

City

State..... Zip.....

Send Checks or Money Orders (No Cash, please) to:

Cosmic Forcecast Monthly

PO Box 20637

Staten Island, New York 10302

QUAD DIGIT NUMBERS

1/1/80 — 6/1/08

Quad Digit Numbers are numbers in which all four digits are the same. Some examples are: 1111, 2222, 3333 etc. Of all the different types of numbers, **Quad Digit Numbers (QDN's)** are, the most difficult to hit, and for good reason. The odds of hitting a **Quad** are 1 in 1000. The math is easy. There are only 10 possible **QDN** combinations (0000 thru 9999) out of the 10,000 possible number combinations in Win-4. That breaks down to 1 chance in 1000, which are the same odds you have of hitting any number "straight" in Win-4. You lose the advantage of "boxing" because a **QDN** can only be drawn - STRAIGHT. With 728 drawings a year (2 drawings each day), the **EXPECTED HIT RATE** for **QDN's** is one hit every 1.4 years!

As for actual stats, in the 27 years since the **Win-4 Game** began (in 1981), only **2 QDN's** have been drawn. Keep in mind, there was only one drawing a day from 1981 thru 12/2/01. With two drawings a day and an **Expected Hit Rate** of **1 hit every 1.4 years**, approximately four **QDN's** should have been drawn since we switched to the two drawing per day format back on **12/2/01**. That said, the second **Quad** to hit under the new two drawing per day format - and the first **Quad** ever to be drawn in a **Midday Drawing**, was drawn on **3/8/08** when **7777** came out. Even with that hit, **Quads** are still two hits behind their **Expected Hit Rate (Midday and Evening Drawings combined)** and remain excellent bets - in both drawings. The actual **Quad Digit Numbers** drawn since the **Win-4** game began, along with the dates on which they were drawn, are listed below.

EVERY QUAD DIGIT DRAWN SINCE THE GAME BEGAN IN 1981			
5/18/86-----9999	1/06/94-----9999	3/8/08 -----7777	
8/22/86-----1111	12/10/94 -----1111		
8/25/87-----7777	11/16/97 -----3333		
4/30/92-----9999	1/27/05-----5555		

DOUBLE / DOUBLE NUMBERS

WIN-4 GAME 1/1/05 — 6/1/08

Double/Double Digit Numbers are numbers which consist of two pairs. Some examples are: 1122, 5544, 6767, 7887, etc. The **EXPECTED HIT RATE** for **Double/Double Digit Numbers** is **1 HIT EVERY 37 Drawings** or between 19 and 20 hits per year (with two drawings each day). How does the **Expected Hit Rate** compare to the **actual** results? Take a look.

With an **Expected Hit Rate of 1 Hit in every 37 drawings**, **67 DDDN's** should have been drawn in the **2,490** drawings held from **1/1/05** thru **6/1/08 (2,490 ÷ 37) - 67!** How many **DDDN's** were actually drawn during that time period? **73!** You can count them below. That's a difference of only **6 DDDN's** - for the entire 3 year period - which equates to only two extra **DDDN's** per year. The **Expected Hit Rate** works. You can bet on it! If you do, be sure to keep in mind that a **Boxed Bet** on a **Double Double Digit Number** pays **800 to 1 or \$400.00** for every **50¢ bet!** The actual **Double/Double Digit Numbers** drawn since **January 1, 2005**, along with the dates on which they hit, are listed below.

Note: No **DDDN's** were drawn from **1/1/05** thru **1/6/05**.

1/06/05-----1771	9/23/05-----4884	4/24/06-----8008	2/05/07-----5885	9/08/07-----3322
3/07/05-----6767	10/23/05-----8877	4/29/06-----4343	2/12/07-----2332	9/26/07-----7070
3/19/05-----7557	10/24/05-----6556	5/22/06-----7337	2/14/07-----3773	9/29/07-----4400
3/28/05-----2662	11/17/05-----4141	5/25/06-----1818	2/21/07-----4040	10/26/07-----9977
4/15/05-----3300	11/26/05-----6688	6/06/06-----7722	2/26/07-----4774	11/11/07-----5151
4/20/05-----0404	1/19/06-----8800	6/12/06-----8282	3/13/07-----6969	12/18/07-----0033
5/03/05-----9797	1/29/06-----4949	6/29/06-----3443	3/14/07-----2323	2/07/08-----2200
5/04/05-----0770	2/05/06-----0077	7/06/06-----0990	3/16/07-----5115	2/12/08-----7667
5/15/05-----9119	2/26/06-----3663	7/10/06-----1122	3/31/07-----7887	3/27/08-----1441
5/25/05-----4466	2/28/06-----7667	7/20/06-----5959	4/06/07-----1441	4/16/08-----6996
7/09/05-----3311	3/06/06-----1199	8/18/06-----2882	4/19/07-----0606	4/18/08-----1221
7/15/05-----1313	3/06/06-----1717	9/07/06-----9977	5/08/07-----1331	5/10/08-----8989
8/07/05-----4994	3/10/06-----5500	10/23/06-----4242	5/17/07-----8448	5/13/08-----7575
9/09/05-----1441	3/27/06-----5566	12/24/06-----7474	7/01/07-----9779	
9/17/05-----8585	4/15/06-----0880	1/09/07-----8866	9/04/07-----6565	

DOUBLE/DOUBLE DIGIT NUMBERS

OUT THE LONGEST	(BOXED)	
1166	3355	4455
5/23/93	2/15/01	7/21/03

DOUBLE/DOUBLE DIGIT NUMBERS

LEAST FREQUENTLY DRAWN	(BOXED)	
1166	4455	3366
2 Hits	2 Hits	3 Hits



THE "EVENING EDITION" FOR TAKE-5 BY VINCE CONTI

Hello Folks and welcome to the "Evening Edition! Our last issue produced several winning tickets. My "Boxed Bets" had the **904** twice, on **5/22 and 5/27**. My "Street Bets" had the **456 Boxed** on **5/23 and the 123 Boxed** on **5/30**. My "Best One-Up / One-Down" Picks had the **369 Boxed** on **5/31**. Hope you cashed a few Evening winners!

I have some breaking news to pass along. **Steve A. and Roy S.** have gotten numerous requests from readers to include my "Repeat, One Skip / Two Skip" system for **Take-5**, in **Lotto Stats**, on a regular basis. So, beginning with this issue, I will alternate my columns from issue to issue. In this column, I'll update my "Repeat, One Skip / Two Skip" system for **Take-5**. My next column will include the **Evening Edition** for the **3 Digit and Win-4 Games**, etc. Our readers can now share the value of *both* the "Evening Edition" for **Take 5** and the "Evening Edition" for the **3 Digit and Win-4 Games**, on a regular basis. In this issue I will be honing your **Take 5** skills with my "Quick-Hit" system, some great statistical data and loads of spot angles that will help all of us make more money. Let's get ready to win!

"Partial Quick Picks" may be the way to go when playing **Take 5**. It gives you a chance to increase your returns when all you have is one or two "hot numbers" to play and you cannot decide which other numbers to play them with. What is a "Partial Quick-Pick?" Not many players are aware of this option *but* it's available in **Take-5**, **Lotto 59**, **Mega Millions** and **Power Ball**. It's very simple so let me explain. On the **Take 5** play card, there are five games. Each game has thirty-nine numbers for you to choose from. Most players mark the five numbers they want to play in each game, on the game card, and hand it to the agent. Below the numbers, however, there is the word "Quick Pick" that can also be marked. Most players know you can mark "Quick Pick" if you want the lottery terminal to "Quick Pick" all five numbers. What many players don't know, is that you can also mark "Quick Pick" - after you select one, two, three *or* even four of your own "hot numbers". By doing this, you're telling the lottery terminal to "fill in the blanks". For example: If the only two numbers you fill in on the game card are "**03**" and "**27**", the computer will randomly select the remaining three numbers for you - *if* you also fill in "Quick Pick" on the game card. The results would look something like this on a \$5.00 play card:

- 1) 03, 10, 23, 27, 29
- 2) 03, 04, 27, 38, 39
- 3) 02, 03, 17, 27, 30
- 4) 03, 09, 18, 22, 27
- 5) 03, 11, 23, 27, 35

Notice the "**03**" and "**27**" are included in each game. All of the other numbers are randomly selected by the lottery terminal. This can easily provide a winning return. I used this technique many times and have scored very well in the past. It's a tactical strategy that works hand in hand with my "Quick-Hit" system. It's also very easy to apply. It's based on numbers that may repeat from drawing to drawing. It's also based on numbers that come out on a "one-skip" *or* "two-skip" pattern. Since I track results day to day, I can provide you with the **Top Numbers** in each category. Here's the proof:

Results on May 28: 04, 11, 30, 35, 38. Repeat: "38" from previous drawing; One-Skip: "35"

Results on May 29: 01, 02, 10, 14, 22. One-Skip: "01"

Results on May 30: 05, 07, 20, 29, 36. Two-Skip: "36"

Results on May 31: 05, 07, 16, 30, 34. Repeat: 05, 07; Two-Skip: "30"

On May 31st, there were two numbers repeating with a third number on a "two-skip" giving us a winning ticket with three of the five winning numbers. Back on May 16th, four numbers were hit when three numbers came out on a "two-skip" and one came out on a "one-skip". This is not uncommon and utilizing this "Quick-Hit" technique will help you win. Let's apply the system. Simply use the last three days of results and wheel the combined numbers. I'll use the results from May 29, 30 and 31 as a

real example. We now have 05, 07, 16, 30, 34, 20, 29, 36, 01, 02, 10, 14, 22 (only 13 numbers)! It's a down and dirty way of making a quick hit - and it works! Let's get down to the Nuts and Bolts of Take 5.

Top Repeaters:

03, 16, 22, 26, 29, 36

Use one of these **Top Repeaters** *after* it comes out. So, if the **Number 29** comes out, for example, odds are, it will repeat and come out in the very next drawing. So, **Partial Quick-Pick Number 29** with four randomly selected computer picks as an option, just as I explained earlier.

Top One-Skip Numbers:

04, 09, 10, 18, 31, 35, 38

Use one these **Top One-Skip Numbers** one drawing after they come out. Again, the percentages will be in your favor.

Top Two-Skip Numbers:

06, 13, 15, 20, 27, 36, 37

Use one of these **Top Two-Skip Numbers** two drawings after it comes out. **Number 06 and Number 37** out rank the rest with **Number 37** having eleven, "two-skips" in one year.

Coldest Numbers:

Number 33 and Number 22 are the current Cold Picks.

Hottest Numbers:

Number 37 hit five times in last nineteen drawings. Numbers **06, 17, 23 and 38** have four hits apiece and represent each number group (single digits, tens, twenties, thirties).

First Cousins - Many numbers are drawn with their co-digit counterpart *or* as I like to call them "First Cousins". Makes a great **Partial Quick Pick!**

Best First Cousins:

06 and 12; 18 and 34; 29 and 31, 35 and 37; 36 and 38

Latest Result line: Each of the 'number groups' have been consistent lately with just a small select few of numbers lagging behind in each group. They will start to cycle so we need to be aware of them. Currently each of these numbers have been drawn only once in last nineteen drawings.

Laggards: 08 and 09; 13, 14 and 18; 26 and 27; 31 and 34.

Remember to look for that likely repeater, see if it has a first cousin and mix them up with cold, the hot and the laggards for a winning combination!


Have a great "Evening"

WANT FREE HORSE RACING SYSTEMS?

Want to win Big Money at the Races?

"Thoroughbred Horse racing Systems and Methodologies" gives you 6 different horse racing systems for winning at any racetrack, horse parlor or casino.

- 1 System for all Maiden Races
- 1 System for all Claiming Races
- 1 System for all Allowance Races
- 1 System for all Handicap & Stakes Races
- 1 System for all Types of Races
- PLUS "The Daily Double Special ... Finding the Hidden Money"



Visit our Website for your
2 FREE HORSE RACING SYSTEMS
www.nybred.com (<http://www.nybred.com>)

To order by mail:
Send check or money order for \$24.95 to:

Vincent Conti
P.O. Box 120039
Staten Island, NY 10312

Only 4 bucks a system. FREE Shipping!

IT ALL EVENS OUT

YEAR	CONSEC'S	TRIPLE'S	QUAD'S	DBL/DBL'S
1998	13	6	0	7
1999	8	14	0	14
2000	8	17	0	10
2001	11	11	0	16
2002	17	43	0	17
2003	14	29	0	14
2004	13	33	0	20
2005	17	21	1	20
2006	15	30	0	24
2007	18	34	0	22
TOTALS	134	238	1	164

YEAR	CONSEC'S	TRIPLE'S	QUAD'S	DBL/DBL'S
2008	8	9	1	7
ODDS	1 in 41	1 in 28	1 in 1000	1 in 37
LAST HIT	4/28/08	5/7/08	3/8/08	5/13/08
DATE DUE	5/19/08	5/21/08	7/16/09	5/31/08

The chart on the left shows the number of times each type of number has hit in the Win-4 Game, each year, since 1998. It also gives you the ODDS OF HITTING each type of number.

For example, take a look at Double/Double Digit Numbers (DDDn's). The expected hit rate for DDDN's in the Win-4 game is approximately 1 hit every 37 drawings. There were a total of 5,855 drawings in the 10 year period from 1/1/98 thru 12/31/07. By dividing those 5,855 drawings by 37, we are able to determine that 158 DDDN's should have been drawn during that 10 year time frame ($5,855 \div 37 = 158.2$).

How does that stand up? As you can see from our chart, the actual number of DDDN's drawn in the 10 year period was 164 - a difference of only 6 DDDN's for the entire 10 year period!

After reviewing all of the data contained in the chart on the left, it becomes quite clear that in the long run, the actual hit rate for all numbers, regardless of type, will mirror the expected hit rate, each and every time.

That's not to say that in a given period of time, one type of number won't hit at twice the expected hit rate, or half the expected hit rate, etc. That will happen. What we are saying is that when all is said and done, in a completely random environment, **IT ALL EVENS OUT!**

Sum of Your Number	Avg Draws Between Hits	Draws Since Last Hit	Most Draws Between Hits
0	777	354	2,694
1	388	217	1,289
2	166	96	638
3	83	226	421
4	69	321	457
5	53	221	277
6	34	4	238
7	28	0	228
8	22	26	116
9	19	3	100
10	16	6	110
11	14	12	110
12	14	32	89
13	14	7	103
14	14	23	98
15	14	18	103
16	14	35	84
17	15	1	143
18	18	2	114
19	22	19	116
20	29	44	215
21	34	41	316
22	45	61	235
23	60	5	359
24	96	77	462
25	157	33	729
26	366	1,066	1,213
27	777	327	2,078

Sum of Your Number	Avg Draws Between Hits	Draws Since Last Hit	Most Draws Between Hits
0	11,570	11,570	11,570
1	3,314	3,061	3,388
2	1,105	1,133	2,337
3	712	64	1,952
4	369	230	1,056
5	145	22	552
6	106	88	582
7	86	558	558
8	61	3	352
9	47	93	219
10	33	29	155
11	28	49	146
12	25	27	165
13	20	8	169
14	18	25	134
15	17	2	125
16	16	13	81
17	15	23	116
18	15	5	88

Sum of Your Number	Avg Draws Between Hits	Draws Since Last Hit	Most Draws Between Hits
19	16	14	144
20	17	10	131
21	17	1	89
22	19	21	126
23	22	90	216
24	24	39	174
25	28	16	219
26	34	0	220
27	45	80	223
28	60	129	309
29	96	82	574
30	128	6	493
31	188	476	890
32	222	332	1,012
33	480	9	1,394
34	1424	45	2,642
35	1,662	707	3,123
36	4986	7,609	7,609

The Lucky Sum Chart above shows the Average Number of Drawings Between Hits, the Number of Drawings Since Last Hit *and* the Most Drawings Between Hits, for all possible Sum Totals in the 3 Digit Game *and* Win-4. For example, in the Win-4 Chart above, Sum Total "7" is highlighted in bold type. That's because a number that adds to "7" has been drawn an average of once, in every 86 drawings, in Win-4, since the game began in 1981. As the chart shows, it is current 558 drawings since a Sum 7 number was last drawn (1024 was drawn on 8/26/07). As the chart also shows, the longest we have ever gone without a Sum 7 number being drawn in Win-4, is 558 drawings. Sum 7 numbers make timely plays in Win-4, for the next two weeks. All Sum Totals that are timely plays for the next 2 weeks are highlighted in bold type. Above data updated thru 6/1/08.

LOTTO STATS BEST BETS FOR THE NEXT 2 WEEKS

TYPE	3 DIGIT GAME	WIN-4 GAME
Non-Matching	290 574 425 352 150 618 405 806 239 792	3567 3678 9258 5014 7803 0142 2361 4793 4751 6245
Doubles	202 228 225 227 122 667 686 566 664 661	7317 3787 0747 5277 7714 2339 2334 3321 3349 3380
Triples	777 666 555 333 111	4447 6444 4434 4404 9444
Consecutives	897 120 876 534 456	NONE
Front Pair	22 40 56 66 68	23 33 47 73 92
Rear Pair	22 23 39 50 92	03 39 42 61 87
Quads	WIN-4 GAME ONLY	0000 2222 4444 6666 8888
Double/Doubles	WIN-4 GAME ONLY	4545 5252 0055 1010 1166
Single Digit Numbers Out The Longest (Boxed)	029 124 139 239 047	0579 1349 3479 5789 3567
No-Match Two-Digit Combos Out The Longest (Not Drawn Together in ANY Position)	05 68 47 29 35 25 58 17 24 15	37 14 01 07 67 16 02 09 48 08

All recommendations made in this issue of 3 & 4 Digit Lotto Stats
are effective for 2 weeks, beginning Thursday ,
June 5, 2008 thru Wednesday, June 18, 2008

PAST WINNING PICK 10 NUMBERS (4/30/08 - 6/1/08)

4/30/08	09 11 12 15 18 22 23 25 26 30 35 36 44 47 49 56 59 67 70 74	5/23/08	03 06 08 09 13 14 17 20 22 32 38 42 45 50 57 58 61 67 68 71
5/01/08	01 06 08 14 16 17 21 28 37 38 39 44 46 48 54 55 63 64 68 75	5/24/08	02 07 19 22 25 26 30 35 45 50 56 57 58 61 64 66 67 74 75 78
5/02/08	04 05 09 13 18 19 22 23 24 28 29 38 41 45 50 57 67 68 73 74	5/25/08	01 02 03 10 12 15 20 28 30 38 39 44 45 47 56 60 71 74 77 80
5/03/08	07 10 11 14 15 16 18 25 32 34 35 40 41 42 52 56 60 67 68 69	5/26/08	01 08 12 18 19 25 27 31 41 46 50 52 53 56 57 62 73 74 76 77
5/04/08	01 08 12 14 15 17 19 26 29 30 37 39 43 51 52 55 62 72 73 80	5/27/08	01 03 06 07 10 16 17 20 21 22 30 31 39 42 44 48 50 68 69 70
5/05/08	06 15 19 21 22 29 30 35 36 41 46 48 53 56 58 61 65 69 71 74	5/28/08	01 05 08 11 12 13 15 20 25 26 27 31 44 46 48 61 62 68 69 79
5/06/08	02 09 12 18 20 29 32 39 41 42 43 44 46 47 49 52 59 60 65 78	5/29/08	03 15 21 22 30 31 35 43 44 46 51 53 54 56 68 70 74 75 76 77
5/07/08	01 03 08 09 20 23 25 27 28 31 40 42 46 48 49 50 51 67 70 73	5/30/08	02 06 16 25 32 34 35 37 38 40 50 51 56 63 65 66 71 75 76 78
5/08/08	03 09 11 20 25 29 30 33 34 43 45 46 49 52 61 65 68 77 79 80	5/31/08	01 04 08 09 13 20 32 33 36 38 40 41 48 50 51 56 58 61 72 73
5/09/08	05 08 11 14 17 20 24 31 35 36 38 48 54 55 57 59 67 72 74 79	6/01/08	06 09 13 23 27 31 32 34 35 38 40 49 50 59 60 64 68 74 76 77
5/10/08	02 03 07 12 13 14 21 27 32 40 44 45 47 55 56 59 62 64 67 79		
5/11/08	01 05 08 09 15 20 37 40 42 43 44 46 50 51 56 60 68 72 76 78		
5/12/08	01 03 10 14 32 33 35 37 38 40 41 42 47 50 57 58 59 66 68 72		
5/13/08	03 20 23 24 25 31 35 38 39 44 55 57 58 60 67 68 72 78 79 80		
5/14/08	05 13 18 24 28 33 35 38 40 44 47 50 56 63 67 73 74 76 77 78		
5/15/08	05 11 14 17 20 21 24 25 26 36 40 41 48 60 64 67 70 72 75 79		
5/16/08	03 04 14 29 31 33 35 38 41 48 50 51 56 61 65 68 69 72 78 79		
5/17/08	02 08 14 16 17 24 27 30 32 40 52 58 62 63 64 65 66 68 70 80		
5/18/08	05 06 12 17 21 28 32 40 43 44 48 52 55 56 70 72 73 75 78 80		
5/19/08	04 05 06 10 14 16 18 22 23 24 25 29 38 39 41 45 47 52 64 67		
5/20/08	01 10 11 15 16 17 18 29 33 38 41 45 52 56 60 62 65 70 72 74		
5/21/08	03 11 18 21 22 27 28 29 34 41 43 50 56 59 60 61 63 65 78 79		
5/22/08	02 03 08 27 33 38 40 43 49 50 52 54 57 64 65 67 72 77 78 80		

Pick-10 - Best 26 Numbers To Play

Listed below are our **BEST 26 Numbers** to play in the **Pick-10** game for the next 2 weeks (thru 6/18/08).

**03 08 14 17 18 20 21 22 25 29 30 35 38
40 41 44 46 48 50 52 56 67 68 72 74 78**

They accounted for **9 or more** of the **20** winning numbers drawn, **24** times in the last **33** Pick-10 drawings (held from 4/30/08 – 6/1/08)!

The **Best 26 Numbers** listed in our last issue trapped **10** of the **20** winning numbers drawn on 5/28/08!
Those **Best 26 Numbers** also trapped **9** of the **20** winning numbers drawn, three times - on 5/23/08, 5/27/08 and 5/15/08!

PLAYING THE PAIRS IN THE WIN-4 GAME THE PAYOFF: 50 TO 1

Same odds explanation used for "Playing The Pairs" in the 3 Digit Game (on page 9), applies to Win-4.

Out The Longest		FRONT PAIRS		Win-4 Game:	
Front Pair	Draws Out	Front Pair	Draws Out	Front Pair	Draws Out
86	429	33	199	52	132
70	385	28	193	73	124
40	365	58	192	77	123
80	359	45	183	59	118
92	335	71	174	97	113
95	332	60	168	29	112
19	303	23	166	30	106
32	284	48	148	66	105
63	270	88	143	79	103
34	267	91	140	13	102
78	227	62	139	52	
94	221	47	138	51	
42	204	14	133		

Out The Longest		REAR PAIRS		Win-4. Game	
Rear Pair	Draws Out	Rear Pair	Draws Out	Rear Pair	Draws Out
03	946	07	187	56	135
42	362	26	186	09	130
18	341	32	182	68	128
35	322	43	176	76	126
63	299	87	175	39	124
37	257	38	167	23	123
95	252	81	163	08	121
74	251	55	162	67	120
97	250	71	161	27	111
65	240	78	158	79	109
36	236	01	157	64	104
25	234	73	153	24	102
70	213	61	144		

Out The Longest		FRONT & REAR PAIRS		Win-4 Game	
F/R Pair	Draws Out	F/R Pair	Draws Out	F/R Pair	Draws Out
63	270	78	158		
95	252	73	124		
70	213	23	123		
42	204	97	113		
32	182	79	103		
71	161				

Out The Longest		STRAIGHT		FIRST 3 DIGITS		Win-4 Game	
First 3 Digits	Last Drawn	First 3 Digits	Last Drawn	First 3 Digits	Last Drawn	First 3 Digits	Last Drawn
761x	1/05/92	193x	12/07/01	183x	11/01/02		
116x	5/24/93	470x	1/26/02	422x	2/13/03		
195x	4/12/97	252x	8/25/02	157x	2/19/03		
044x	8/11/99	316x	9/11/02	431x	3/19/03		
987x	11/14/99	982x	9/18/02	771x	4/20/03		
869x	11/21/99	572x	9/24/02	784x	6/12/03		

Out The Longest		STRAIGHT		LAST 3 DIGITS		Win-4 Game	
Last 3 Digits	Last Drawn	Last 3 Digits	Last Drawn	Last 3 Digits	Last Drawn	Last 3 Digits	Last Drawn
x214	6/23/98	x936	10/19/01	x005	9/27/02		
x022	1/08/99	x158	10/23/01	x905	11/24/02		
x865	9/15/99	x353	2/13/02	x925	11/27/02		
x509	4/28/01	x030	7/12/02	x487	12/13/02		
x469	7/18/01	x995	8/28/02	x318	12/31/02		

All stats above are accurate thru 6/1/08

DIGIT BY DIGIT ANALYSIS CHART - WIN-4 GAME

NO.	POS 1	POS 2	POS 3	POS 4	TOT HITS	DDN 2007	DDN Since 2008	Drawn
	1	32	41	30	29	132	40	21
2	34	31	31	36	132	32	14	8
3	32	33	20	27	112	39	18	78
4	29	22	30	34	115	27	8	10
5	32	34	35	28	129	29	16	50
6	32	28	35	26	121	23	14	14
7	24	33	24	28	109	37	13	65
8	25	30	40	24	119	30	19	6
9	29	31	34	32	126	35	13	9
0	37	23	27	42	129	31	17	45

The above chart shows the number of times each digit has been drawn in each of the 4 POSITIONS in the WIN-4 GAME during 2008. This information will help you determine which digits are more likely to be drawn in which POSITIONS, more often than others, in upcoming drawings. Remember, since the numbers game is a completely random game, no one digit has any advantage over any other. As, such each digit will tend to be drawn the same numbers of times, in each of the 4 POSITIONS.

With 4 digits drawn each drawing, and a total of 306 drawings held from 1/1/07 thru 6/1/08, a total of 1,224 digits have been drawn, in 2008, in the WIN-4 Game. Since there are 10 different digits, and since no one digit has any advantage over any other, EACH digit is mathematically expected to have been drawn a total of 122 times or about 31 times in EACH of the 4 POSITIONS. Digits that have been drawn LESS THAN 31 times in a respective POSITION, in 2008, are the digits to consider playing in those POSITIONS in upcoming drawings. Digits that have been drawn MORE THAN 31 times in a respective POSITION should be considered for play in alternate POSITIONS. Doing so, will help you maximize your chances for a STRAIGHT HIT in the Win-4 Game. Remember, in a completely random environment, **IT ALL EVENS OUT**. The above chart also shows the number of times each digit was drawn as a **Double Digit Number (DDN)** in 2008 *and* 2007 as well as the number of drawings it has been since each digit was last drawn as a **Double Digit Number** (last column on the right captioned "Since Drawn"). With an **Expected Hit Rate of 43.2%**, 314 DDN's were mathematically expected to be drawn in WIN-4, in 2007. As the above chart shows, 323 DDN's were actually drawn in 2007! Interestingly enough, 305 DDN's were drawn in 2006! The two year average - 314 DDN's per year! That's the exact number suggested by the **Expected Hit Rate**, for the entire two year period, consisting of 1,456 drawings! Again, with no digit having any advantage over any other, each **DIGIT** should be drawn as a **Double Digit Number - about 31 times each year**. Use the same procedure outlined above for the individual digits, to determine the best digits to play, individually *or* as DDN's in upcoming drawings!

3 DIGIT GAME STRAIGHT HIT LIST (EVENING DRAWINGS ONLY)

Entire **3 Page**
listing updated
thru **6/1/08**

3 DIGIT COMBO	No. HITS	DATE LAST DRAWN	3 DIGIT COMBO	No. HITS	DATE LAST DRAWN	3 DIGIT COMBO	No. HITS	DATE LAST DRAWN	3 DIGIT COMBO	No. HITS	DATE LAST DRAWN	3 DIGIT COMBO	No. HITS	DATE LAST DRAWN
NO-MATCH NUMBERS														
102	7	2/09/08	203	2	1/29/08	304	3	11/06/06	405	2	1/21/05			
012	1	10/12/06	103	2	12/03/02	204	2	5/20/08	305	2	6/14/05	406	1	2/09/03
013	1	9/26/06	104	1	8/07/02	205	1	12/07/06	306	2	5/28/08	407	2	10/30/05
014	1	2/05/08	105	1	6/08/07	206	0		307	4	5/27/08	408	1	2/27/08
015	4	5/28/06	106	1	3/20/02	207	3	1/28/08	308	4	10/08/07	409	1	7/19/05
016	2	4/16/05	107	2	1/11/06	208	2	2/25/08	309	3	4/06/08	410	3	4/27/05
017	2	4/03/07	108	1	10/05/02	209	0		310	1	10/20/07	412	1	4/03/05
018	1	2/08/03	109	1	9/25/05	210	2	9/30/04	312	0		413	3	3/01/08
019	1	11/13/02	120	0		213	3	11/17/07	314	4	9/29/07	415	0	
021	3	3/07/07	123	2	9/14/06	214	1	04/09/06	315	1	8/29/03	416	1	9/09/07
023	2	2/16/07	124	0		215	3	9/05/03	316	1	10/16/03	417	2	5/25/05
024	5	12/08/06	125	2	5/02/02	216	1	5/21/06	317	6	5/07/07	418	3	1/29/05
025	3	8/19/07	126	2	10/04/05	217	4	11/10/06	318	0		419	1	8/12/04
026	1	2/10/06	127	2	7/19/07	218	0		319	3	10/09/06	420	3	12/28/07
027	1	12/31/07	128	0		219	3	3/13/07	320	1	3/17/04	421	0	
028	2	5/31/07	129	3	1/26/08	230	0		321	3	2/28/06	423	2	9/15/07
029	4	7/20/06	130	1	2/25/06	231	1	12/11/05	324	4	4/21/08	425	1	8/08/03
031	2	11/14/05	132	2	5/30/08	234	2	5/17/07	325	3	12/23/07	426	0	
032	0		134	4	6/24/04	235	2	4/30/06	326	1	2/07/08	427	1	4/24/05
034	0		135	4	8/07/06	236	4	10/27/07	327	2	10/24/05	428	1	4/29/05
035	3	11/20/07	136	2	4/27/07	237	1	4/13/02	328	1	2/02/05	429	2	4/03/08
036	3	12/11/07	137	4	1/09/08	238	3	8/01/06	329	2	12/19/05	430	4	10/21/07
037	3	3/07/04	138	2	10/27/02	239	3	7/26/05	340	4	6/07/05	431	1	8/20/05
038	3	11/25/05	139	3	2/07/07	240	2	10/13/06	341	3	5/04/06	432	4	7/29/06
039	3	4/15/05	140	1	12/20/07	241	0		342	3	6/03/07	435	2	3/29/07
041	2	6/06/04	142	1	7/23/06	243	5	8/31/05	345	2	10/16/05	436	2	6/24/07
042	3	5/05/07	143	1	12/21/01	245	3	11/01/06	346	3	4/22/07	437	1	8/08/07
043	0		145	2	4/28/05	246	5	8/10/07	347	4	5/13/08	438	1	2/16/06
045	2	9/17/06	146	2	2/25/05	247	2	6/25/06	348	2	3/17/06	439	4	3/23/06
046	3	7/03/05	147	2	9/19/07	248	3	3/31/07	349	3	6/05/05	450	1	1/02/04
047	2	3/10/07	148	2	7/28/06	249	1	3/10/02	350	4	2/22/08	451	3	4/02/08
048	2	5/16/08	149	4	3/01/05	250	5	1/14/08	351	3	1/17/07	452	2	6/21/04
049	4	4/29/07	150	2	7/09/04	251	6	6/05/07	352	1	5/20/03	453	1	12/06/04
051	2	6/20/07	152	6	12/06/06	253	3	5/09/06	354	4	9/28/05	456	5	5/25/06
052	2	5/08/07	153	2	8/05/05	254	3	1/25/06	356	2	10/18/07	457	2	1/06/06
053	4	4/22/08	154	3	12/24/07	256	2	7/17/06	357	3	8/19/04	458	5	10/16/07
054	3	3/28/06	156	1	3/01/04	257	1	10/22/05	358	0		459	2	10/31/07
056	1	12/24/02	157	5	12/21/04	258	3	10/29/07	359	4	7/16/06	460	3	10/14/06
057	3	2/18/06	158	6	5/09/07	259	1	12/15/07	360	1	5/11/06	461	2	9/15/05
058	4	4/23/06	159	1	11/18/07	260	2	3/12/05	361	2	5/29/08	462	0	
059	3	11/15/06	160	2	6/01/08	261	2	5/26/06	362	1	6/17/06	463	1	2/06/04
061	0		162	1	4/28/04	263	1	12/05/03	364	4	4/20/08	465	3	2/01/08
062	0		163	1	10/08/05	264	6	3/27/08	365	0		467	3	7/27/07
063	2	7/04/06	164	0		265	1	8/05/04	367	1	10/21/03	468	3	12/30/06
064	3	9/03/06	165	2	2/18/08	267	1	1/18/08	368	1	12/08/04	469	2	2/25/04
065	6	1/20/07	167	1	5/09/08	268	4	12/07/07	369	5	5/31/08	470	3	7/30/06
067	4	9/28/06	168	1	3/30/06	269	2	10/25/02	370	3	2/28/07	471	0	
068	1	9/02/02	169	1	7/15/06	270	1	2/08/07	371	2	12/21/05	472	0	
069	4	5/16/07	170	0		271	0		372	5	1/30/08	473	3	10/10/06
071	2	4/18/08	172	1	2/28/03	273	5	2/12/08	374	4	5/06/07	475	3	11/16/07
072	2	1/10/07	173	3	3/21/08	274	1	4/22/05	375	2	11/14/03	476	1	3/12/06
073	1	9/20/07	174	3	6/23/07	275	6	9/17/07	376	3	12/28/06	478	4	1/25/07
074	0		175	2	11/30/04	276	1	5/08/08	378	1	2/01/02	479	3	12/18/07
075	1	7/12/05	176	1	5/14/05	278	1	4/07/07	379	3	9/04/07	480	2	4/08/07
076	1	8/03/07	178	5	6/30/07	279	0		380	3	11/13/05	481	3	1/27/08
078	3	9/04/06	179	2	1/16/07	280	5	2/16/08	381	6	1/05/08	482	2	11/27/05
079	2	7/20/05	180	2	3/09/05	281	6	4/07/08	382	4	11/09/05	483	3	6/29/06
081	6	11/15/07	182	1	11/23/05	283	1	8/02/02	384	5	10/10/07	485	1	5/07/08
082	2	12/11/06	183	4	7/28/07	284	3	11/06/07	385	0		486	7	5/30/07
083	2	8/18/06	184	5	9/27/07	285	1	8/04/04	386	2	3/28/04	487	1	6/09/03
084	2	12/29/07	185	3	9/24/04	286	3	5/04/07	387	1	3/10/08	489	2	6/11/06
085	2	3/30/07	186	1	6/22/02	287	0		389	2	4/11/08	490	1	1/02/02
086	4	9/11/07	187	3	7/09/07	289	1	9/10/07	390	2	4/04/08	491	1	4/28/02
087	6	11/01/07	189	2	9/05/07	290	1	8/01/02	391	1	10/18/03	492	2	3/08/08
089	3	3/28/08	190	5	4/01/08	291	3	2/23/07	392	1	6/21/06	493	3	11/1/04
091	0		192	1	1/04/05	293	0		394	3	7/13/06	495	5	3/01/06
092	3	5/13/06	193	2	7/17/07	294	2	10/01/04	395	2	5/14/06	496	3	1/01/07
093	2	10/15/07	194	3	3/14/08	295	3	3/17/08	396	3	6/03/06	497	2	5/22/07
094	2	8/18/04	195	5	4/19/08	296	0		397	1	10/28/06	498	4	2/06/07
095	3	6/26/07	196	2	7/11/07	297	2	12/23/06	398	3	9/22/07			
096	1	1/10/05	197	3	1/11/08	298	4	11/03/06	401	2	10/05/07			
097	2	5/01/07	198	4	3/22/04	301	2	2/09/07	402	3	2/20/08			
098	3	1/13/07	201	1	10/27/05	302	1	11/21/06	403	2	1/25/08			

3 DIGIT GAME STRAIGHT HIT LIST (EVENING DRAWINGS ONLY)

3 DIGIT COMBO	No. HITS	DATE LAST DRAWN	3 DIGIT COMBO	No. HITS	DATE LAST DRAWN	3 DIGIT COMBO	No. HITS	DATE LAST DRAWN	3 DIGIT COMBO	No. HITS	DATE LAST DRAWN	3 DIGIT COMBO	No. HITS	DATE LAST DRAWN
No MATCH NUMBERS														
501	4	1/14/07	601	2	7/23/04	702	3	7/16/07	803	3	5/26/08	904	2	5/22/08
502	2	11/10/03	602	3	6/28/06	703	2	10/06/07	804	1	9/28/07	905	1	3/08/02
503	4	12/01/05	603	2	4/11/04	704	2	3/20/05	805	4	6/07/07	906	0	
504	3	1/15/07	604	8	1/12/08	705	2	3/03/05	806	2	3/04/06	907	3	7/15/07
506	3	2/24/08	605	1	5/20/05	706	1	5/25/07	807	2	10/03/06	908	3	8/07/03
507	3	9/07/07	607	1	4/26/06	708	5	7/19/04	809	1	12/15/02	910	9	12/30/07
508	1	4/24/03	608	1	3/13/02	709	0		810	5	9/26/07	912	3	1/26/05
509	5	6/23/05	609	1	4/28/03	710	2	8/04/05	812	4	4/28/08	913	3	1/30/07
510	5	11/11/06	610	2	6/10/06	712	1	10/01/02	813	4	1/09/05	914	1	4/19/06
512	3	9/21/07	612	2	12/30/04	713	1	1/05/06	814	2	12/15/06	915	2	12/31/06
513	2	7/27/06	613	1	8/30/06	714	4	1/24/08	815	2	1/31/08	916	2	9/06/06
514	3	6/28/07	614	3	2/04/08	715	2	9/22/06	816	3	3/13/08	917	3	3/13/06
516	1	1/31/03	615	3	4/08/08	716	2	9/18/06	817	4	10/31/05	918	1	9/07/03
517	1	11/10/02	617	5	2/23/08	718	3	8/07/07	819	4	9/08/06	920	0	
518	3	7/01/05	618	2	6/16/05	719	2	9/02/05	820	3	7/07/06	921	3	4/04/07
519	4	5/21/08	619	2	11/28/06	720	2	8/24/07	821	1	5/21/07	923	5	1/09/07
520	3	4/30/08	620	3	12/20/04	721	1	8/20/07	823	2	3/20/06	924	3	11/12/05
521	2	7/15/05	621	2	5/27/06	723	2	2/02/04	824	0		925	4	3/16/08
523	1	3/15/06	623	0		724	3	4/10/06	825	5	5/18/08	926	3	4/22/06
524	0		624	1	5/19/06	725	3	4/12/08	826	0		927	1	3/04/04
526	3	1/28/05	625	2	8/04/07	726	2	12/02/03	827	2	5/18/03	928	3	8/02/03
527	1	5/06/08	627	2	9/23/06	728	3	3/19/08	829	4	2/01/06	930	1	5/20/02
528	1	12/14/04	628	2	9/11/06	729	1	12/23/03	830	1	3/05/07	931	3	2/03/04
529	2	12/15/07	629	1	4/11/02	730	4	7/05/07	831	2	4/25/07	932	3	7/23/07
530	2	10/09/05	630	3	10/29/06	731	1	11/18/02	832	3	4/05/08	934	1	12/11/02
531	2	6/15/07	631	4	4/17/08	732	2	12/09/02	834	3	10/23/07	935	3	2/21/08
532	6	12/01/07	632	3	8/02/06	734	1	7/14/07	835	3	10/02/06	936	1	9/16/07
534	3	3/25/06	634	0		735	3	3/13/04	836	0		937	5	1/21/07
536	2	9/19/05	635	2	9/30/05	736	2	2/13/08	837	2	7/07/05	938	0	
537	2	5/14/08	637	3	6/01/07	738	2	5/15/04	839	4	12/03/07	940	2	2/09/05
538	4	1/06/08	638	2	4/25/06	739	1	8/25/06	840	4	11/21/07	941	3	6/02/07
539	5	7/24/06	639	3	4/20/07	740	2	4/16/07	841	2	8/13/07	942	2	4/27/08
540	4	12/08/07	640	2	8/02/05	741	1	6/04/05	842	0		943	3	7/06/03
541	2	9/09/05	641	2	9/24/07	742	1	2/02/07	843	3	10/21/06	945	3	4/10/07
542	2	11/05/07	642	0		743	1	4/26/05	845	3	12/21/07	946	4	2/26/08
543	3	9/27/05	643	3	12/14/07	745	4	3/14/07	846	3	9/10/06	947	3	5/29/06
546	3	11/13/04	645	0		746	2	1/03/07	847	0		948	2	5/10/07
547	1	8/02/07	647	3	5/17/06	748	2	12/24/06	849	4	8/18/07	950	1	6/16/04
548	3	5/03/05	648	2	7/09/05	749	1	5/03/08	850	3	9/27/04	951	4	2/17/07
549	2	11/10/07	649	3	10/02/07	750	1	11/04/07	851	1	7/26/03	952	3	6/12/06
550	6	11/07/07	650	2	3/22/03	751	2	10/08/04	852	6	11/05/05	953	2	11/03/03
561	1	8/09/03	651	1	11/21/02	752	4	3/29/08	853	4	4/30/07	954	1	5/27/05
562	3	9/23/07	652	2	7/02/07	753	2	7/10/07	854	3	2/18/07	956	1	10/23/05
563	1	9/08/02	653	1	4/24/06	754	3	12/06/05	856	1	5/29/04	957	2	12/12/07
564	2	9/21/06	654	3	5/23/08	756	3	5/25/08	857	3	4/16/08	958	3	7/21/06
567	6	11/12/07	657	2	1/27/06	758	3	5/02/08	859	3	12/10/06	960	1	10/29/03
568	3	10/09/07	658	2	4/08/06	759	3	11/28/07	860	3	4/18/06	961	4	12/09/07
569	3	1/11/04	659	2	2/15/08	760	3	6/13/06	861	3	4/17/04	962	1	10/20/02
570	2	10/13/05	670	1	10/23/06	761	2	7/29/04	862	2	1/23/07	963	3	2/09/06
571	1	11/25/07	671	3	6/10/03	762	1	2/19/08	863	4	1/02/08	964	3	8/30/05
572	0		672	1	1/19/07	763	2	7/08/06	864	2	8/10/06	965	2	2/20/06
573	3	4/06/04	673	2	2/12/05	764	2	10/22/07	865	2	5/07/04	967	4	1/13/08
574	2	10/21/04	674	5	11/08/07	765	2	4/14/07	867	4	11/08/06	968	5	4/23/07
576	2	5/15/08	675	2	6/13/07	768	3	10/25/07	869	3	4/16/06	970	4	4/23/08
578	6	4/10/08	678	1	12/13/03	769	3	9/30/07	870	1	11/07/05	971	2	2/14/04
579	3	8/11/07	679	1	7/21/07	780	3	3/18/07	871	4	1/16/06	972	2	11/03/02
580	3	2/21/07	680	2	9/08/05	781	2	3/06/05	872	3	3/07/05	973	0	
581	1	11/06/02	681	4	6/14/07	782	4	5/24/08	873	2	7/21/02	974	1	1/17/08
582	2	11/08/03	682	4	11/29/06	783	2	12/17/07	874	3	4/02/07	975	1	5/18/06
583	7	11/21/06	683	1	3/02/05	784	5	2/02/08	875	3	5/26/07	976	4	12/02/07
584	2	6/21/07	684	3	3/06/07	785	5	11/29/07	876	2	5/15/02	978	5	11/16/06
586	4	10/24/07	685	3	6/26/06	786	1	8/31/04	879	3	9/25/07	980	3	7/22/05
587	5	5/10/08	687	2	12/05/06	789	2	8/01/07	890	1	12/27/06	981	1	3/20/08
589	4	3/01/07	689	1	9/21/02	790	2	3/19/07	891	1	6/10/04	982	2	2/28/05
590	2	4/24/07	690	1	7/29/03	791	3	10/11/05	892	5	2/07/06	983	0	
591	5	10/04/03	691	2	10/16/06	792	1	8/23/02	893	3	2/18/05	984	2	12/23/05
592	5	11/22/07	692	1	4/04/05	793	1	1/23/04	894	3	10/01/06	985	2	4/25/08
593	3	3/26/08	693	3	7/31/05	794	2	6/10/07	895	1	5/26/05	986	2	1/21/08
594	2	11/26/06	694	1	3/15/07	795	1	8/06/06	896	3	10/03/05	987	2	4/29/04
596	3	8/21/07	695	4	12/26/07	796	1	3/28/05	897	0				
597	3	1/18/06	697	1	11/30/07	798	1	7/20/07	901	0				
598	4	1/26/06	698	0		801	3	11/13/07	902	3	12/09/03			
			701	2	2/06/08	802	3	6/11/07	903	1	6/15/02			

3 DIGIT GAME STRAIGHT HIT LIST (EVENING DRAWINGS ONLY)

Table with columns: 3 Digit Combo, No. Hits, DATE LAST DRAWN, and sub-sections for DOUBLE 0's, 1's, 2's, 3's, 4's, 5's, 6's, 7's, 8's, 9's, CONSECUTIVE DIGITS, and TRIPLE DIGITS.

3 DIGIT GAME (ALL DATA UPDATED THRU 6/1/08) MIDDAY DRAWINGS ONLY

All stats on this page were compiled from the results of **Midday Drawings** held since we switched to two drawings per day on 12/2/01. If you prefer to play your numbers just in the **Midday Drawings**, these stats will help you determine the most timely numbers to play. All data has been updated thru 6/1/08. Our **Best Bets for Midday Drawings** are listed below. They should be played for **28 days** since they are exclusively for **Midday Drawings** *and* there is only one **Midday Drawing** each day. You can stay on top of all the latest stats exclusively for **Midday Drawings** via our state of the art www.Lotstats.com website. All stats are updated after **EVERY** drawing. **Total Access** to our website is only **99 cents a day** *or* **\$9.95** a month. Visit as many times as you want. Have a favorite number? Check it out before you play it. Do a **Number Search** to find out if that number was recently drawn; **OVERDUE** to be drawn; how many times it has been drawn; **Straight** *or* **Boxed**; the average number of drawings between hits; etc. - in a **Midday Drawing**. **Total Access** includes everything except **Electronic Downloads** of our magazines, which are sold separately. **NEXT ISSUE: Midday Only Stats for Win-4.**

PLAYING THE PAIRS IN MIDDAY 3 DIGIT DRAWINGS

Same odds explanation used for "Playing The Pairs" in the 3 Digit Game (on page 9), applies to Win-4.

Out The Longest **FRONT PAIRS** **3 DIGIT MIDDAY:**

Front	Draws	Front	Draws	Front	Draws
Pair	Out	Pair	Out	Pair	Out
72	448	81	225	05	171
45	357	51	223	57	161
28	298	19	218	70	159
29	296	61	213	55	157
11	280	00	211	04	156
97	277	39	190	68	153
12	264	14	189	42	151
66	257	30	187	95	150
41	249	56	178	22	148
20	236	59	173	49	144

Out The Longest **REAR PAIRS** **3 DIGIT MIDDAY:**

Rear	Draws	Rear	Draws	Rear	Draws
Pair	Out	Pair	Out	Pair	Out
28	448	65	209	32	149
39	421	02	198	22	148
07	404	83	195	92	145
09	338	33	183	68	143
97	336	76	175	21	142
61	287	93	173	53	134
16	280	50	169	12	131
55	263	23	165	75	124
14	250	99	163	71	123
11	213	82	153	73	117

Out The Longest **FRONT & REAR PAIRS** **3 DIGIT MIDDAY:**

F/R	Draws	F/R	Draws	F/R	Draws
Pair	Out	Pair	Out	Pair	Out
28	298	55	156	85	111
97	277	50	147	20	109
11	213	68	142	32	109
61	213	02	140		
39	190	12	130		
14	189	49	113		

LOTTO STATS BEST BETS (3 DIGIT - MIDDAY)

NO-MATCH	346	152	139	847	538	594	517	759	895	357
DOUBLES	228	122	225	224	227	311	211	811	511	191
TRIPLES		000	777	111	666	444				
CONSECUTIVES	910	012	089	546	534					
FRONT PAIR	11	12	19	22	39					
REAR PAIR	11	22	28	39	52					

DIGIT BY DIGIT ANALYSIS CHART 3 DIGIT GAME - MIDDAY ONLY

NO.	POS 1	POS 2	POS 3	TOT HITS	DDN's 2007	DDN's Since 2008	Since Drawn
1	11	13	12	36	10	1	123
2	11	13	16	40	6	0	160
3	16	19	10	45	12	3	21
4	11	18	20	49	4	3	37
5	15	15	14	44	11	2	29
6	13	20	17	50	11	2	59
7	25	18	22	65	7	15	2
8	17	13	18	48	10	5	0
9	20	14	11	45	7	4	24
0	14	10	13	37	7	3	7

YEAR	DOUBLES	TRIPLES	CONSECS
2008 (MIDDAY)	38	1	9
ODDS	1 in 4	1 in 100	1 in 16
LAST HIT	6/1/08	1/5/08	5/20/08
DATE DUE	8 monthly	4/14/08	6/5/08

LET'S TAKE A CLOSER LOOK

IN MIDDAY 3 DIGIT DRAWINGS... The **Digit 5** hasn't hit in the 1st position (5xx) in 29 drawings! The **Digit 3** hasn't hit in the 1st position (3xx) in 14 drawings! The **Digit 5** hasn't hit in the 2nd position (x5x) in 40 drawings! The **Digit 9** hasn't hit in the 2nd position (x9x) in 16 drawings! The **Digit 5** hasn't hit in the 3rd position (xx5) in 18 drawings! The **Digit 1** hasn't hit in the 3rd position (xx1) in 10 drawings! **Other Interesting Facts: ...** The **Digit 5** has been drawn only 4 times; the **Digit 1**, only 5 times, in the last 30 drawings! The **Digit 1** *and* the **Digit 5** have each been drawn only 8 times in the last 40 drawings! The **Digit 1** has been drawn only 9 times in the last 50 drawings! The **Digit 8**, on the other hand, has been drawn 13 times in the last 30 drawings; 15 times in the last 40 drawings! The **Digit 7** *and* the **Digit 8** have each been drawn 19 times, in the last 50 drawings! The **Double 2**'s are the only **Doubles** that haven't been drawn in a **Midday Drawing**, in 2008! Bet accordingly.

OUT THE LONGEST MIDDAY COMBOS (BOXED)

NO-MATCH	239	057	248	024	149	013	139	029	146	124
DOUBLES	668	599	113	228	244	122	225	288	144	399
TRIPLES		111	777	666	000	444				
CONSECUTIVES	019	012	567	789	456					
ALL EVEN	668	228	244	666	000	248	288	444	024	066
ALL ODD	111	599	777	113	399	559	555	339	139	557
NO-MATCH TWO DIGIT COMBOS	01	15	12	69	16	47	67	35	58	05

3 DIGIT GAME (UPDATED THRU 6/1/08) EVENING DRAWINGS ONLY

All stats on this page were compiled from the results of **Evening Drawings** held since we switched to two drawings per day on 12/2/01. If you prefer to play your numbers just in the **Evening Drawings**, these stats will help you determine the most timely numbers to play. All data has been updated thru 6/1/08. Our **Best Bets for Evening Drawings** are listed below. They should be played for 28 days since they are exclusively for **Evening Drawings** *and* there is only one **Evening Drawing** each day. You can stay on top of all the latest stats exclusively for **Evening Drawings** via our state of the art www.Lotstats.com website. All stats are updated after **EVERY** drawing. **Total Access** to our website is only **99 cents a day** *or* **\$9.95** a month. Visit as many times as you want. Have a favorite number? Check it out before you play it. Do a **Number Search** to find out if that number was recently drawn; **OVERDUE** to be drawn; how many times it has been drawn, **Straight** *or* **Boxed**; the average number of drawings between hits; etc. - in a **Evening Drawing**. **Total Access** includes everything except **Electronic Downloads** of our magazines, which are sold separately. **NEXT ISSUE: Evening Only Stats for Win-4.**

PLAYING THE PAIRS IN EVENING 3 DIGIT DRAWINGS

Same odds explanation used for "Playing The Pairs" in the 3 Digit Game (on page 9), applies to Win-4.

Out The Longest **FRONT PAIRS** **3 DIGIT EVENING:**

Front	Draws	Front	Draws	Front	Draws
Pair	Out	Pair	Out	Pair	Out
68	352	54	175	86	151
62	279	03	172	23	149
79	260	95	171	96	140
87	249	64	169	25	139
18	247	14	163	43	134
09	229	84	162	22	130
89	227	15	159	71	129
56	201	06	157	12	127
21	196	91	154	37	123
00	177	02	153	46	121

Out The Longest **REAR PAIRS** **3 DIGIT EVENING:**

Rear	Draws	Rear	Draws	Rear	Draws
Pair	Out	Pair	Out	Pair	Out
91	463	79	165	33	134
18	298	40	163	86	132
96	284	45	162	21	130
41	250	22	161	84	120
98	227	63	151	14	117
30	223	38	143	26	115
34	194	97	142	36	109
39	180	66	138	59	107
68	176	43	137	80	106
83	166	74	136	65	104

Out The Longest **FRONT & REAR PAIRS** **3 DIGIT EVENING:**

F/R	Draws	F/R	Draws	F/R	Draws
Pair	Out	Pair	Out	Pair	Out
18	247	86	131		
68	176	21	129		
79	165	22	129		
91	153	84	119		
96	139	14	116		
43	133	02	101		

LOTTO STATS BEST BETS (3 DIGIT - EVENING)

NO-MATCH	498	075	402	974	854	278	458	962	475	294
DOUBLES	022	228	122	225	224	466	656	663	686	676
TRIPLES		222	666	555	777	888				
CONSECUTIVES	012	453	876	897	543					
FRONT PAIR	02	12	22	68	89					
REAR PAIR	22	74	86	91	98					

DIGIT BY DIGIT ANALYSIS CHART 3 DIGIT GAME - EVENING ONLY

NO.	POS 1	POS 2	POS 3	TOT HITS	DDN's 2007	DDN's Since 2008 Drawn	
1	16	17	15	48	10	6	27
2	19	15	15	49	6	1	130
3	22	12	16	50	12	7	21
4	17	9	20	46	4	4	45
5	14	14	18	46	11	5	20
6	16	20	14	50	11	6	75
7	17	14	19	50	7	7	28
8	13	17	11	41	10	1	31
9	12	10	12	34	7	2	47
0	7	25	13	45	7	3	13

YEAR	DOUBLES	TRIPLES	CONSECS
2008 (EVENING)	42	2	9
ODDS	1 in 4	1 in 100	1 in 16
LAST HIT	5/19/08	2/8/08	5/30/08
DATE DUE	8 monthly	5/11/08	6/15/08

LET'S TAKE A CLOSER LOOK

IN EVENING 3 DIGIT DRAWINGS... The **Digit 4** hasn't hit in the 1st position (4xx) in 25 drawings! The **Digit 0** hasn't hit in the 1st position (0xx) in 16 drawings! The **Digit 9** hasn't hit in the 2nd position (x9x) in 43 drawings! The **Digit 7** hasn't hit in the 2nd position (x7x) in 17 drawings! The **Digit 8** hasn't hit in the 3rd position (xx8) in 16 drawings! The **Digit 5** hasn't hit in the 3rd position (xx5) in 14 drawings! **Other Interesting Facts: ...** The **Digit 9** has been drawn only 4 times, in the last 30 drawings *and* only 7 times in the last 40 drawings! The **Digit 8** has been drawn only 7 times, in the last 30 drawings! The **Digit 7**, on the other hand, has been drawn 13 times in the last 30 drawings! The **Digit 5** *and* the **Digit 7** have each been drawn, 17 times, in the last 40 drawings! The **Digit 9** has never gone more than 56 drawings without being drawn in the 2nd position (x9x)! The **Double 2's** (out 130 drawings) *and* the **Double 8's** (out 31 drawings) are the only **Doubles** that have been drawn only once in a **Evening Drawing**, in 2008!

OUT THE LONGEST EVENING COMBOS (BOXED)

NO-MATCH	269	126	026	349	029	124	279	247	345	047
DOUBLES	559	588	355	466	002	003	667	077	022	099
TRIPLES		666	555	777	333	222				
CONSECUTIVES	345	789	678	012	089					
ALL EVEN	666	466	002	222	022	026	004	688	668	488
ALL ODD	555	777	559	355	333	199	557	115	133	119
NO-MATCH TWO DIGIT COMBOS	68	89	29	18	05	79	14	26	17	34

NUMBER / ROTATION PERFORMANCE CHART

TAKE-5 GAME LAST 39 DRAWINGS IN EACH ROTATION (THRU 6/1/08)

NO.	ROT 1	ROT 2	ROT 3	ROT 4	ROT 5	ROT 6	NO.	ROT 1	ROT 2	ROT 3	ROT 4	ROT 5	ROT 6
01	6	5	3	8	3	4	21	3	3	5	7	7	5
02	6	4	6	4	2	4	22	6	5	3	2	5	4
03	4	6	8	2	9	6	23	7	4	4	7	4	6
04	4	3	4	7	8	6	24	3	4	1	1	2	7
05	5	3	5	5	3	7	25	8	5	5	7	4	1
06	5	6	8	5	7	6	26	5	2	7	4	7	3
07	7	6	6	3	6	4	27	4	7	5	2	7	7
08	4	4	5	6	6	4	28	5	4	7	2	3	4
09	5	10	4	1	2	2	29	6	4	3	8	5	4
10	4	6	5	3	5	9	30	5	4	4	6	2	8
11	6	4	5	3	4	6	31	3	4	2	6	7	7
12	7	7	5	5	3	10	32	5	6	6	7	3	6
13	3	8	0	2	8	5	33	3	5	6	4	4	4
14	5	2	2	3	3	3	34	10	5	8	3	8	4
15	5	5	5	9	6	1	35	2	5	6	7	3	8
16	3	4	3	8	5	4	36	3	4	7	5	4	3
17	6	6	7	7	5	4	37	5	4	4	11	5	5
18	4	5	5	5	8	7	38	4	5	9	5	9	6
19	7	12	4	8	2	4	39	2	4	5	3	6	4
20	10	5	8	4	5	3							

It's not a secret. Numbers run "hot" *and* "cold" in every **ROTATION**. It's simply the **Law of Averages** *and* **Probability** at work. That information could mean the difference between a winning ticket *or* a losing ticket. It enables you to play those only numbers that are currently "running hot" *or* are currently way "overdue" to be drawn, in each respective rotation. The above **Number / Rotation Performance Chart** shows the number of times each **NUMBER** has been drawn in the last **39 drawings**, in each of the six **ROTATIONS**. For example, in the last 39 drawings, **Number 19** has been drawn two times in **Rotation 5** *but* it's been drawn twelve times in **Rotation 2**. **Number 37** has been drawn eleven times in **Rotation 4** *but* only four times in **Rotation 3**. The examples go on and on. And every rotation has them. Mathematically, each number should have been drawn five times in **EACH** rotation in **Take-5**, in the last 39 drawings (thru 6/1/08). All you need to do to benefit from that information is to determine which rotation is in effect *before* selecting your numbers (see pg 31). Then, review the recent performance of each of the 39 numbers in that rotation and bet accordingly.

HOTTEST NUMBERS (LAST 14 DRAWINGS):

(Beginning with the **HOTTEST NUMBER** for last 14 drawings.)

Rotation 1: 34 25 12 17 20 26 29 32 36 01 02 05 09 11

Rotation 2: 03 07 19 05 13 17 20 22 27 32 34 38 01 04

Rotation 3: 28 34 02 38 12 17 20 25 35 01 03 06 07 10

Rotation 4: 04 15 19 37 06 08 16 17 20 30 01 10 12 18

Rotation 5: 04 06 16 31 34 38 07 13 23 26 37 39 01 08

Rotation 6: 12 27 35 01 05 10 18 19 21 31 03 08 11 20

All Comb: 38 15 01 02 06 17 30 32 37 04 05 07 10 12

OUT 14 DRAWINGS OR MORE

(Beginning with **LONGEST OUT**)

Rotation 1: 24 35

Rotation 2: 31 06 23 02 25

Rotation 3: 13 31 29 09 22 24

Rotation 4: 22 27 14 31 34

Rotation 5: 30 09 20 19 12 14

Rotation 6: 25 02 39 26 29

All Comb: 22 33 09 13

OUT THE LONGEST (OUT 10 - 13 DRAWINGS)

(Beginning with the **LONGEST OUT**.)

Rotation 1: 16 19 33 03 15

Rotation 2: 18 14 12

Rotation 3: 08 01 14 27 04 18

Rotation 4: 33 36 11

Rotation 5: 32 24

Rotation 6: 13 17 24 09 14

All Comb: 19 39 18 27

NOTE : All data listed above has been updated thru the **Rotation 4** drawing held on **Sunday, 6/1/08**

Also available online
for **EVERY** rotation in
Lotto 59! Updated
after every drawing!

TAKE-5 ROTATION 3 NUMBER PERFORMANCE CHART

Ball Number	Total Hits	Date Last Hit	Freq of Hits	Since Hit	Hi-Lo Range	Current Status	Hot Numbers
03	111	5/13/08	6.1	3	0-29	IN RANGE	28 (4)
11	104	5/07/08	6.5	4	0-32	IN RANGE	12 (3)
02	101	4/25/08	6.7	6	0-25	IN RANGE	34 (3)
12	96	5/19/08	7.1	2	0-37	IN RANGE	35 (3)
17	96	5/19/08	7.1	2	0-28	IN RANGE	38 (3)
18	96	4/01/08	7.1	10	0-41	IN RANGE	02 (2)
29	96	2/07/08	7.1	19	0-23	IN RANGE	03 (2)
39	95	4/19/08	7.2	7	0-36	IN RANGE	07 (2)
01	94	3/26/08	7.2	11	0-29	IN RANGE	10 (2)
20	94	5/07/08	7.2	4	0-33	IN RANGE	16 (2)
05	91	5/31/08	7.5	0	0-32	IN RANGE	17 (2)
15	91	4/13/08	7.5	8	0-25	IN RANGE	20 (2)
35	91	5/07/08	7.5	4	0-38	IN RANGE	23 (2)
08	90	3/20/08	7.6	12	0-20	IN RANGE	25 (2)
09	90	2/19/08	7.6	17	0-23	IN RANGE	26 (2)
19	90	5/01/08	7.6	5	0-43	IN RANGE	30 (2)
23	90	5/25/08	7.6	1	0-31	IN RANGE	33 (2)
24	90	3/08/08	7.6	14	0-29	IN RANGE	05 (1)
34	90	5/31/08	7.6	0	0-48	IN RANGE	06 (1)
22	87	3/08/08	7.8	14	0-27	IN RANGE	11 (1)
10	86	5/13/08	7.9	3	0-29	IN RANGE	15 (1)
25	85	5/25/08	8.0	1	0-37	IN RANGE	19 (1)
31	85	1/26/08	8.0	21	0-32	IN RANGE	21 (1)
38	85	5/25/08	8.0	1	0-44	IN RANGE	32 (1)
26	84	5/25/08	8.1	1	0-33	IN RANGE	36 (1)
28	84	5/19/08	8.1	2	0-33	IN RANGE	37 (1)
06	83	5/19/08	8.2	2	0-43	IN RANGE	39 (1)
16	83	5/31/08	8.2	0	0-32	IN RANGE	
32	83	5/13/08	8.2	3	0-39	IN RANGE	
27	82	3/26/08	8.3	11	0-42	IN RANGE	
04	81	4/01/08	8.4	10	0-36	IN RANGE	
36	81	4/19/08	8.4	7	0-40	IN RANGE	
07	79	5/31/08	8.6	0	0-38	IN RANGE	
21	79	5/13/08	8.6	3	0-28	IN RANGE	
37	79	5/25/08	8.6	1	0-48	IN RANGE	
13	74	9/15/07	9.2	43	0-48	IN RANGE	
14	69	3/26/08	9.9	11	0-36	IN RANGE	
33	69	4/25/08	9.9	6	0-45	IN RANGE	
30	66	5/31/08	10.3	0	0-33	IN RANGE	

Updated
thru the last
Rotation 3
drawing held
on **Saturday**
5/31/08

Instructions for Take-5 Performance Chart

The numbers in the first column on the left are the ball numbers, listed in order of frequency beginning with the most frequently drawn number, **in the specified rotation**. The number under **"Total Hits"** indicates the number of times each number has been drawn **in the specified rotation**, since the game began. The date under **"Date Last Hit"** is the date each number was last drawn **in the specified rotation**. The number under **"Freq of Hits"** indicates the average number of drawings each number has gone between hits, **in the specified rotation**, since the game began. The number under **"Since Hit"** indicates how many drawings it's been since each number last hit, **in the specified rotation**. The numbers under **"Hi-Lo Range"** indicate the fewest number of drawings *and* highest number of drawings each number has gone between hits, **in the specified rotation**. **"Current Status"** indicates whether each number is under, above or within it's Hi-Lo range, **in the specified rotation**. The **"Hot Numbers"** column lists the hot numbers and the number of times they hit **in the specified rotation**, in the last 10 drawings. Numbers not drawn within the last 10 drawings are not listed.

Note: Above chart updated thru the last **Rotation 3** drawing, held on Saturday, 5/31/08. The next two **Rotation 3** drawings will be held on Friday, 6/6/08 *and* Thursday, 6/12/08.

Our **NEXT ISSUE**: will include the Number Performance Chart for **Rotation 6** in the **Take-5 Game**.

**MEGA MILLIONS 5/56 WHITE BALLS ONLY ALL DRAWINGS
NUMBER PERFORMANCE CHART THRU 5/30/08**

Ball Number	Total Hits	Date Last Hit	Freq of Hits	Since Hit	Hi-Lo Range	Current Status	Hot Numbers Last 10 Draws
46	38	5/16/08	8.1	4	0-23	IN RANGE	24 (3)
53	38	5/30/08	8.1	0	0-26	IN RANGE	46 (3)
05	36	4/04/08	8.5	16	0-26	IN RANGE	47 (3)
07	36	3/28/08	8.5	18	0-24	IN RANGE	53 (3)
25	35	3/18/08	8.8	21	0-24	IN RANGE	04 (2)
48	35	4/22/08	8.8	11	0-23	IN RANGE	08 (2)
14	34	5/27/08	9.0	1	0-21	IN RANGE	11 (2)
36	34	4/18/08	9.0	12	0-27	IN RANGE	14 (2)
40	34	5/30/08	9.0	0	0-29	IN RANGE	31 (2)
12	33	4/15/08	9.3	13	0-39	IN RANGE	32 (2)
24	33	5/27/08	9.3	1	0-29	IN RANGE	39 (2)
31	31	5/13/08	9.9	5	0-36	IN RANGE	55 (2)
42	31	4/11/08	9.9	14	0-31	IN RANGE	02 (1)
43	31	5/09/08	9.9	6	0-26	IN RANGE	06 (1)
54	31	5/06/08	9.9	7	0-29	IN RANGE	16 (1)
13	30	4/15/08	10.2	13	0-61	IN RANGE	19 (1)
20	30	5/13/08	10.2	5	0-40	IN RANGE	20 (1)
30	30	5/23/08	10.2	2	0-33	IN RANGE	21 (1)
51	30	4/29/08	10.2	9	0-23	IN RANGE	22 (1)
52	30	4/25/08	10.2	10	0-26	IN RANGE	26 (1)
08	29	5/23/08	10.6	2	0-41	IN RANGE	27 (1)
56	29	5/09/08	10.6	6	0-30	IN RANGE	28 (1)
17	28	4/01/08	11.0	17	0-37	IN RANGE	30 (1)
44	28	4/29/08	11.0	9	0-30	IN RANGE	35 (1)
16	27	5/09/08	11.4	6	0-36	IN RANGE	37 (1)
18	27	4/11/08	11.4	14	0-35	IN RANGE	40 (1)
26	27	5/20/08	11.4	3	0-49	IN RANGE	41 (1)
35	27	4/29/08	11.4	9	0-51	IN RANGE	43 (1)
38	27	3/25/08	11.4	19	0-27	IN RANGE	44 (1)
39	27	5/30/08	11.4	0	0-40	IN RANGE	45 (1)
50	27	4/18/08	11.4	12	0-45	IN RANGE	49 (1)
09	26	4/08/08	11.8	15	0-31	IN RANGE	51 (1)
22	26	5/23/08	11.8	2	0-33	IN RANGE	54 (1)
27	26	5/13/08	11.8	5	0-66	IN RANGE	56 (1)
32	26	5/27/08	11.8	1	0-42	IN RANGE	
33	26	3/07/08	11.8	24	0-36	IN RANGE	
45	26	5/27/08	11.8	1	0-48	IN RANGE	
02	25	5/20/08	12.3	3	1-40	IN RANGE	
21	25	5/06/08	12.3	7	0-37	IN RANGE	
55	25	5/30/08	12.3	0	0-40	IN RANGE	
03	24	4/22/08	12.8	11	0-30	IN RANGE	
04	24	5/23/08	12.8	2	0-36	IN RANGE	
28	23	5/02/08	13.3	8	0-40	IN RANGE	
01	22	2/19/08	14.0	29	0-34	IN RANGE	
29	22	1/08/08	14.0	41	1-32	OVER	
37	22	5/02/08	14.0	8	0-29	IN RANGE	
41	22	5/20/08	14.0	3	0-33	IN RANGE	
10	21	1/08/08	14.6	41	0-37	OVER	
15	21	3/18/08	14.6	21	0-54	IN RANGE	
19	21	4/29/08	14.6	9	0-48	IN RANGE	
34	21	11/02/07	14.6	60	0-32	OVER	
49	21	5/27/08	14.6	1	0-34	IN RANGE	
06	20	5/16/08	15.4	4	1-44	IN RANGE	
11	20	5/23/08	15.4	2	0-34	IN RANGE	
23	20	1/29/08	15.4	35	0-33	OVER	
47	17	5/30/08	18.1	0	0-40	IN RANGE	

Total Hits Last 15 Draws	
Number Group:	Total Hits
1 - 10	7
11 - 19	11
20 - 29	14
30 - 39	14
40 - 49	16
50 - 56	13

Note: Each Number Group is mathematically expected to hit an average of 13 times every 15 drawings - except for the 50's which should hit about 8 times!

MEGA MILLIONS 1/46 RED BALLS ONLY ALL DRAWINGS
NUMBER PERFORMANCE CHART THRU 5/30/08

Ball Number	Total Hits	Date Last Hit	Freq of Hits	Since Hit	Hi-Lo Range	Current Status	Hot Numbers Last 46 Draws
10	11	3/28/08	27.9	18	5-65	IN RANGE	26 (4)
22	11	5/09/08	27.9	6	3-60	IN RANGE	10 (3)
42	11	1/11/08	27.9	40	2-46	IN RANGE	12 (3)
04	10	5/23/06	30.7	2	1-178	IN RANGE	15 (3)
07	10	4/11/08	30.7	14	0-67	IN RANGE	22 (3)
15	10	5/13/08	30.7	5	10-74	UNDER	32 (3)
21	10	3/21/08	30.7	20	0-85	IN RANGE	38 (3)
02	9	1/22/08	34.1	37	6-82	IN RANGE	17 (2)
12	9	3/25/08	34.1	19	4-99	IN RANGE	21 (2)
35	9	12/07/07	34.1	50	1-120	IN RANGE	25 (2)
01	8	10/05/07	38.4	68	0-57	OVER	02 (1)
05	8	2/01/08	38.4	34	10-121	IN RANGE	04 (1)
30	8	4/15/08	38.4	13	7-114	IN RANGE	05 (1)
36	8	5/08/07	38.4	111	5-84	OVER	06 (1)
37	8	3/18/08	38.4	21	17-72	IN RANGE	07 (1)
38	8	4/08/08	38.4	15	6-130	IN RANGE	08 (1)
41	8	4/25/08	38.4	10	0-123	IN RANGE	09 (1)
44	8	3/11/08	38.4	23	3-110	IN RANGE	11 (1)
06	7	1/15/08	43.9	39	2-85	IN RANGE	14 (1)
08	7	12/25/07	43.9	45	9-80	IN RANGE	18 (1)
09	7	4/22/07	43.9	11	11-87	IN RANGE	24 (1)
11	7	1/01/08	43.9	43	7-130	IN RANGE	29 (1)
20	7	10/02/07	43.9	69	5-65	OVER	30 (1)
29	7	4/18/08	43.9	12	3-91	IN RANGE	34 (1)
14	6	2/15/08	51.2	30	24-79	IN RANGE	37 (1)
16	6	9/25/07	51.2	71	1-104	IN RANGE	41 (1)
17	6	5/27/08	51.2	1	5-113	UNDER	42 (1)
26	6	5/16/08	51.2	4	0-150	IN RANGE	44 (1)
40	6	8/03/07	51.2	86	2-91	IN RANGE	
43	6	12/04/07	51.2	51	1-129	IN RANGE	
03	5	10/26/07	61.4	62	4-141	IN RANGE	
23	5	10/12/07	61.4	66	7-91	IN RANGE	
25	5	4/01/08	61.4	17	20-167	UNDER	
32	5	5/30/08	61.4	0	2-158	UNDER	
33	5	4/13/07	61.4	118	20-65	OVER	
39	5	8/10/07	61.4	84	1-108	IN RANGE	
45	5	11/13/07	61.4	57	20-97	IN RANGE	
18	4	2/08/08	76.8	32	30-134	IN RANGE	
19	4	10/30/07	76.8	60	5-128	IN RANGE	
24	4	1/29/08	76.8	35	7-158	IN RANGE	
34	4	2/19/08	76.8	29	8-129	IN RANGE	
46	4	12/11/07	76.8	49	1-194	IN RANGE	
27	3	9/14/07	102.3	74	35-125	IN RANGE	
31	3	6/08/07	102.3	102	63-74	OVER	
13	2	1/09/07	153.5	145	58-102	OVER	
28	2	11/10/06	153.5	162	68-75	OVER	

**MEGA BALL
BEST BETS**
45 46 40 03
13 16 28 27
23 31

NOTE: Each Red Ball Number is mathematically expected to be drawn an average of once in every 46 drawings!

BEST SETS FOR LOTTO 59, TAKE-5 & MEGA MILLIONS— DEVELOPED BY OUR EXCLUSIVE “JACKPOT SEEKER” SOFTWARE



Lotto 59 - Best 30

Listed below are our **BEST 30 NUMBERS** to play in the specified rotation, in Lotto 59, for the next 2 weeks

Effectively reducing the number field from 59 numbers down to 30 numbers **INCREASES YOUR CHANCES OF WINNING THE JACKPOT BY MORE THAN 98%** by reducing the odds against winning from **1 in 22,528,737** all the way down to **1 in 296,888** — on a \$1.00 bet!

Lotto 59 Saturday, June 7, 2008 Rotation 8
**01 05 09 11 13 17 20 22 25 26 27 28 31 33 35
 36 37 41 43 46 47 48 50 52 53 54 55 56 58 59**

Lotto 59 Wednesday, June 11, 2008 Rotation 1
**01 02 04 06 12 14 15 16 17 18 19 20 23 24 25
 27 31 32 35 36 38 39 43 44 46 47 55 56 58 59**

Lotto 59 Saturday, June 14, 2008 Rotation 2
**01 02 03 04 06 07 12 13 15 16 17 19 20 22 23
 26 27 28 30 32 33 35 37 38 43 44 45 55 58 59**

Lotto 59 Wednesday, June 18, 2008 Rotation 3
**01 02 04 05 08 11 12 17 19 21 23 26 27 32 33
 34 36 37 38 39 40 41 46 49 51 54 55 57 58 59**

Lotto 59 Best 30 Numbers (For All Rotations)
**24 25 28 30 32 33 34 35 38 39 40 41 42 43 44
 45 46 47 48 49 50 51 52 53 54 55 56 57 58 59**

Mega Millions - Best 28 WHITE BALLS

Listed below are our **Best 28** White Ball Numbers to play for the next 2 weeks (thru 6/17/08).

**05 07 12 13 16 17 20 22 24 25 26 30 31 33
 36 38 40 42 43 44 46 48 50 51 53 54 55 56**

They accounted for **4 of the 5** winning White Ball numbers, 23 times in the last 44 Mega Millions drawings held, from 1/1/08 thru 5/30/08/!

Effectively reducing the number field from 56 White Numbers down to 28 White Numbers **INCREASES YOUR CHANCES OF WINNING A 2ND PRIZE BY MORE THAN 97%** by reducing the odds against winning from **1 in 3,904,701** all the way down to **1 in 98,280**, on a \$1.00 bet - if all 5 winning White Ball Numbers come from the Best 28 numbers listed above!

Note: The above number sets for **Lotto 59, Take-5** and **Mega Millions** should be played consistently for six to eight drawings in the specified rotation, in order to maximize any potential benefit they might provide.

Take-5 - Best 22

Listed below are our **BEST 22 NUMBERS** to play in the specified rotation in Take-5 for the next 2 weeks.

Effectively reducing the number field from 39 numbers down to 22 numbers **INCREASES YOUR CHANCES OF WINNING THE JACKPOT BY MORE THAN 95%** by reducing the odds against winning from **1 in 575,757** all the way down to **1 in 26,334**, on a \$1.00 bet!

Take-5	Thursday, June 5, 2008	Rotation 2
Take-5	Wednesday, June 11, 2008	Rotation 2
13 16 17 18 19 22 24 25 26 27 28 29 30 31 32 33 34 35 36 37 38 39		

Take-5	Friday, June 6, 2008	Rotation 3
Take-5	Thursday, June 12, 2008	Rotation 3
12 15 16 17 19 20 22 25 26 27 28 29 30 31 32 33 34 35 36 37 38 39		

Take-5	Saturday, June 7, 2008	Rotation 4
Take-5	Friday, June 13, 2008	Rotation 4
12 15 16 18 19 20 21 23 26 27 28 29 30 31 32 33 34 35 36 37 38 39		

Take-5	Sunday, June 8, 2008	Rotation 5
Take-5	Saturday, June 14, 2008	Rotation 5
13 15 16 17 18 22 23 25 26 27 28 29 30 31 32 33 34 35 36 37 38 39		

Take-5	Monday, June 9, 2008	Rotation 6
Take-5	Sunday, June 15, 2008	Rotation 6
12 13 14 16 17 19 23 24 26 27 28 29 30 31 32 33 34 35 36 37 38 39		

Take-5	Tuesday, June 10, 2008	Rotation 1
Take-5	Monday, June 16, 2008	Rotation 1
12 16 17 18 19 22 23 25 26 27 28 29 30 31 32 33 34 35 36 37 38 39		

Take-5 Best 16 Numbers (For All Rotations)
**21 23 24 27 28 29 30 31
 32 33 34 35 36 37 38 39**

Effectively reducing the number field from 39 numbers down to 16 numbers **INCREASES YOUR CHANCES OF WINNING THE JACKPOT BY MORE THAN 99%** by reducing the odds against winning from **1 in 575,757** all the way down to **1 in 4,368**, on a \$1.00 bet - if all 5 winning numbers come from the **Best 16 Numbers!** Play 10 games limiting your selections to the **Best 16 Numbers**, and your odds of a jackpot win will be about **1 in 437**, if all 5 winning numbers come from the **Best 16 Numbers!** Now, that's what you call odds improvement!

**PAST WINNING NUMBERS
LOTTO 59 / MEGA MILLIONS
4/4/08 THRU 5/31/08**

DATE	ROT's	WINNING No.'s	BONUS / XTRA
LOTTO 59			
4/05/08	6	04 11 26 31 37 49	33 / 24
4/09/08	7	25 26 33 45 47 48	18 / 46
4/12/08	8	02 11 12 16 32 49	03 / 19
4/16/08	1	03 20 26 44 55 57	35 / 07
4/19/08	2	02 06 16 17 25 59	13 / 14
4/23/08	3	17 24 25 26 42 54	27 / 04
4/26/08	4	10 15 17 37 41 53	14 / 09
4/30/08	5	03 14 16 45 53 57	12 / 31
5/03/08	6	19 28 30 34 51 52	54 / 31
5/07/08	7	16 25 32 45 46 58	07 / 14
5/10/08	8	01 03 34 44 47 49	14 / 27
5/14/08	1	01 09 21 37 45 53	20 / 43
5/17/08	2	04 09 25 40 52 57	54 / 34
5/21/08	3	01 07 13 30 34 46	21 / 02
5/24/08	4	08 24 33 35 44 53	10 / 54
5/28/08	5	17 25 32 35 40 53	49 / 34
5/31/08	6	06 24 30 50 51 57	53 / 38
6/04/08	7		
6/07/08	8		
6/11/08	1		
6/14/08	2		
6/18/08	3		

*Lotto Extra Numbers are listed to the right of the Bonus Number and highlighted in bold type

DATE	MEGA MILLIONS	MEGA BALL
4/04/08	03 05 40 45 49	MB 17
4/08/08	08 09 31 37 44	MB 38
4/11/08	14 18 27 31 42	MB 07
4/15/08	12 13 27 48 50	MB 30
4/18/08	24 28 36 50 53	MB 29
4/22/08	03 22 31 48 54	MB 09
4/25/08	19 32 37 45 52	MB 41
4/29/08	19 24 35 44 51	MB 26
5/02/08	08 28 37 53 55	MB 26
5/06/08	04 21 46 53 54	MB 26
5/09/08	16 31 43 46 56	MB 22
5/13/08	20 24 27 31 47	MB 15
5/16/08	06 11 39 46 47	MB 26
5/20/08	02 14 26 32 41	MB 32
5/23/08	04 08 11 22 30	MB 04
5/27/08	14 24 32 45 49	MB 17
5/30/08	39 40 47 53 55	MB 32
6/03/08		MB
6/06/08		MB
6/10/08		MB
6/13/08		MB
6/17/08		MB

**PAST WINNING NUMBERS
TAKE-5
5/12/08 THRU 6/1/08**

DATE	ROT's	WINNING No's
5/12/08	2	08 26 27 32 39
5/13/08	3	03 10 21 23 32
5/14/08	4	04 09 15 29 37
5/15/08	5	13 16 25 29 35
5/16/08	6	10 19 23 32 37
5/17/08	1	06 12 17 23 39
5/18/08	2	01 07 16 17 19
5/19/08	3	06 12 17 28 38
5/20/08	4	04 06 19 24 39
5/21/08	5	02 10 15 37 39
5/22/08	6	18 20 21 27 32
5/23/08	1	02 17 29 36 37
5/24/08	2	03 15 21 24 28
5/25/08	3	23 25 26 37 38
5/26/08	4	06 12 15 23 35
5/27/08	5	01 08 31 36 38
5/28/08	6	04 11 30 35 38
5/29/08	1	01 02 10 14 32
5/30/08	2	05 07 20 29 32
5/31/08	3	05 07 16 30 34
6/01/08	4	01 15 17 30 38
6/02/08	5	
6/03/08	6	
6/04/08	1	
6/05/08	2	
6/06/08	3	
6/07/08	4	
6/08/08	5	
6/09/08	6	
6/10/08	1	
6/11/08	2	
6/12/08	3	
6/13/08	4	
6/14/08	5	
6/15/08	6	
6/16/08	1	
6/17/08	2	
6/18/08	3	

*Extra Numbers for Bonus Week drawings are in ()

**AVOID THESE
15 SCRATCH-OFFS**

The following Scratch-Off Games no longer have their Top Prizes available and are currently in the process of being collected from retailers (thru 6/1/08).

- | | |
|---------------------------|----------------------|
| \$3,000,000 Jubilee | Million Dollar Ducks |
| Be an Instant Millionaire | Money Jar |
| Cool Million | Mother's Day 2007 |
| Empire State Cash | New York Millions |
| Fabulous Fortune | Royal Riches |
| Hot Spicy Cash | Sapphire Blue 7's |
| Lucky Dog | Wintergreen 7's |
| Millionaire's Club | |

Now only **\$9.95** per month

Total Access to ALL of the *Reports* listed below!

DAILY/WEEKLY REPORTS

from many of your favorite Lotto News / Lotto Stats Columnists for all **New York, New Jersey's and Florida's Lottery & Numbers** games!

It's the EZ way to stay on top of what's **HOT** and what's **NOT**

All stats are automatically updated after every drawing!

VIEW OR PRINT ANY REPORT ANYTIME

- **Straight Hit Lists, Boxed Hit Lists, Combo Reports, Pair Reports, for the 3 Digit Game & Win-4 PLUS First 3 Digit / Last 3 Digit Reports for Win-4!**
- **Unlimited 3 Digit & Win-4 Number Searches!**
- **Lotto 59, Take-5 Number Performance Charts (for each rotation or all rotations combined) PLUS**
- **Separate White Ball / Red Ball reports for Mega Millions!**
- **Columnist's Reports and Picks!**

**COMING NEXT TO OUR LOTSTATS.COM WEBSITE ...
Jackpot Seeker Software**

Get it all with your **Monthly Membership** to our **State of the Art Lottery Website**

WWW.LOTSTATS.COM

JUST VISIT OUR HOMEPAGE TO SIGN-UP!

Stay on top of your favorite games - **EVERYDAY!**

SUBSCRIBE

To 3 & 4 DIGIT LOTTO STATS or LOTTO NEWS and get **FREE ENTRY** into our **LOTTO NEWS / LOTTO STATS**

**MEGA MILLIONS
\$100 Million Dollar
Monster Wheel
Super Club**

- I Want to subscribe to: NY Lotto Stats NY Lotto News
- PRINTED ISSUE** **Printed Issues** **Online PDF Issues**
- 6 Months Subscription (13 Issues) \$34.95 (13 Issues) \$21.99
- 1 Year Subscription (26 Issues) \$64.95 (26 Issues) \$39.99

BOTH the PRINTED and ONLINE ISSUES Combo

- 6 Months Print & PDF Subscription (13 Issues) \$42.99
- 1 Year Print & PDF Subscription (26 Issues) \$79.99
- This is a NEW Subscription This is an early RENEWAL of my Subscription

Online Issues ONLY: User ID _____ PASSWORD _____

NOTE: A 6 Month Online subscription qualifies you for enrollment in one club.
A 1 Year Online subscription qualifies you for enrollment in two clubs.
A 6 Month Printed and Online Combo subscription qualifies you to enrollment in only one club. A 12 Month Combo subscription qualifies for two clubs.

MAIL: LOTTO STATS, PO BOX 90, White Plains, NY 10603
CALL: (845) 225-0336 **FAX:** (845) 225-0336

Our 2008 Mega Millions "Monster Wheel" Super Club offers every member up to 1,343 chances to win a Mega Millions Jackpot and/or as many lower tier prizes as their luck allows.

Here's how our Super Club works: Lotto Stats/Lotto News will place approximately 50 qualifying members into each group and then wait for a minimum \$100 Million jackpot before playing. The jackpot is growing fast these days so our wait should be minimal.

Then 49 Mega Millions white ball numbers developed using Lotto Stats' exclusive "Jackpot Seeker" software, will be wheeled into a massive 1,343 game wheeling system. Then the 1,343 games will be divided up into groups of 191 individual sets of games to be played for each group of approximately 50 members in each Mega Millions Super Club and played in one go for broke drawing.

The "Mega Ball" in each game will be chosen separately. Each of the 46 "Mega Balls" will be played about thirty times in total. All games will be played using the Cash Payout Option the first time the Mega Millions jackpot reaches \$100 million or more **AFTER** July 22, 2008.

Each member in each group will receive a computerized print-out showing the actual numbers to be played for their group prior to the actual drawing.

All members in a winning group will share net winnings equally. Individual net wins (after tax withholding) of \$20 or less will be used to extend a Club member's subscriptions. Individual net wins over \$20 will be paid to each member of the winning group.

You will be eligible for placement in one group for each 6 months worth of subscription time you purchase.

To qualify, subscription coupons **MUST** be received by July 7, 2008

Send subscription to:

Name

Address

City State ZIP

My phone number is

I have enclosed a check or money order for \$

Charge my: Visa Mastercard Discover Amex

Exp. Date

Card Number

Signature